

QUARTERLY PHYSICAL REPORT OF OPERATION  
As of March 31, 2017

BAR No. 1

Department : DEPARTMENT OF NATIONAL DEFENSE  
Agency : OFFICE OF CIVIL DEFENSE  
Operating Unit :  
Organization Code (UACS) :

Current Year Appropriations  
 Supplemental Appropriations  
 Continuing Appropriations  
 Off-Budget Accounts

Particulars (1)	UACS CODE (2)	Physical Target					Physical Accomplishments					Variance as of March 31, 2017 (13)	REMARKS (14)
		1st Quarter (3)	2nd Quarter (4)	3rd Quarter (5)	4th Quarter (6)	Total (7=3+4+5+6)	1st Quarter (8)	2nd Quarter (9)	3rd Quarter (10)	4th Quarter (11)	Total (12=8+9+10+11)		
<b>Part A</b>													
<b>I. Operations</b>													
<b>MFO 1: Disaster Risk Reduction and Management Policy Services</b>													
Performance Indicator no. 1 - Number of disaster risk management policies and plan developed and issued or reviewed, updated and disseminated		6	8	8	7	29	2					27	Policies, Plans or Guidelines developed include the Implan for Black Nazarene Traslacion January 2017 and NDRRM Fund Guidelines was approved last 14 March 2017.
Performance Indicator no. 2 - Percentage of stakeholders who rate the policies and plans as satisfactory or better		70%	70%	70%	70%	70%	80%						Participants' feedback on the evaluation sheets after workshops rated from satisfactory to very satisfactory ratings.
Performance Indicator no. 3 - Percentage of policies and plans developed and issued or reviewed, updated and disseminated in the last three (3) years		70%	70%	70%	70%	70%	85%						
Performance Indicator no. 4 - Number of persons provided with disaster risk management reduction training		3600	3600	3600	3600	14400	1268					13,132	DRRM priority trainings for this quarter conducted included: a) Contingency Planning Formulation and Review, b) RDANA training, c) PDNA training, d)PDRA Orientations, e) ICS training, f) ICS on Integrated Planning, g) Position Course on ICS, h) CBDRRM training/TOT, j) Basic DRRM training. These has been actively implemented by the 18 regional offices and the Capacity Building and Training Service through the participation with the R/P/M/C DRRMC members and other significant stakeholders.
Performance Indicator no. 5 - Number of training days		295	296	295	295	1181	97					1084	Total actual number of days based on the trainings conducted.
Performance Indicator no. 6 - Percentage of trainees who rate the quality of training as good or better		70%	70%	70%	70%	70%	85%						Participants' feedback on the evaluation sheets after training proper rated from satisfactory to very satisfactory on the said activities.

QUARTERLY PHYSICAL REPORT OF OPERATION  
As of March 31, 2017

BAR No. 1

Department : DEPARTMENT OF NATIONAL DEFENSE  
Agency : OFFICE OF CIVIL DEFENSE  
Operating Unit : \_\_\_\_\_  
Organization Code (UACS) : \_\_\_\_\_

Current Year Appropriations  
 Supplemental Appropriations  
 Continuing Appropriations  
 Off-Budget Accounts

Particulars (1)	UACS CODE (2)	Physical Target					Physical Accomplishments					Variance as of March 31, 2017 (13)	REMARKS (14)
		1st Quarter (3)	2nd Quarter (4)	3rd Quarter (5)	4th Quarter (6)	Total (7)=(3+4+5+6)	1st Quarter (8)	2nd Quarter (9)	3rd Quarter (10)	4th Quarter (11)	Total (12)=(8+9+10+11)		
Performance Indicator no. 7 - Number of assignments for technical advisory assistance undertaken		324	324	324	324	1296	145					1151	Technical assistance rendered to various key stakeholders and educational institutions help increase knowledge on DRRM programs and initiatives and provide participants full understanding on the institutional mechanism of DRRM initiatives. It includes the 1st, 2nd Quarterly Full Council NDRRMC and other special meetings, National Simultaneous Earthquake Drills lead by the OCD Regional Offices and Central Office and engagement on foreign conference/meetings, to name a few like 11th SDMOF APEC 2017, APEC Symposium, UN CM-Coord Course, Young Leaders Forum in DRR, 3rd Humanitarian Networks and Partnerships, ASEAN-US Workshop on Information and Communications Technologies Solutions for Disaster Management, DELSA Stockpile and ASEAN Regional Disaster Impacts Database and the ASEAN Disaster Risk Financing and Insurance Partnership Forum, . It also includes IEC activities like radio interviews, press conferences are among the highlights of accomplishments for the 1st quarter.
Performance Indicator no. 8 - Percentage of request for training or technical advice acted upon within 3 days		70%	70%	70%	70%	70%	90%						
MFO 2: Disaster Management Operations													
Performance Indicator no. 1 - Number of disaster operations response managed		52	52	52	54	210	37					173	Contributory to the accomplishments for this quarter are the deployment and mobilization of National and Regional Incident Management Team during the observance of the Black Nazarene Traslacion, and during the ASEAN launching. PDNA teams were deployed at Region 5 in response to onslaught of TY NINA. Heightened alert of some regional offices and conduct of PDRA and emergency meetings for the following: 6.7 magnitude earthquake in Surigao, TD AURING and TD BISING including the LPA and monsoon rains, ASEAN Hosting, Miss Universe Visit, Black Nazarene Traslacion. Augmentation of staff and other responders were made, processing and validation of the financial and rehabilitation assistance were also undertaken. Advisories, Situational Reports and Bulletins were also issued and disseminated as well as early warning advisories and SMART infoboard text messages to concerned agencies.

QUARTERLY PHYSICAL REPORT OF OPERATION  
As of March 31, 2017


BAR No. 1

Department : DEPARTMENT OF NATIONAL DEFENSE  
Agency : OFFICE OF CIVIL DEFENSE  
Operating Unit : \_\_\_\_\_  
Organization Code (UACS) : \_\_\_\_\_


Current Year Appropriations  
 Supplemental Appropriations  
 Continuing Appropriations  
 Off-Budget Accounts

Particulars	UACS CODE	Physical Target					Physical Accomplishments					Variance as of March 31, 2017	REMARKS
		1st Quarter	2nd Quarter	3rd Quarter	4th Quarter	Total	1st Quarter	2nd Quarter	3rd Quarter	4th Quarter	Total		
(1)	(2)	(3)	(4)	(5)	(6)	(7)=(3+4+5+6)	(8)	(9)	(10)	(11)	(12)=(8+9+10+11)	(13)	(14)
<b>Part B</b>													
<b>Major Programs/Projects</b>													
<b>KRA No. 5 - Integrity of the Environment and Climate Change Adaptation and Mitigation</b>													
<b>PAP No. 1 - Policies/Plans Formulation, Evaluation, Reformulation and Dissemination</b>		6	8	8	7	29	2					27	
<b>PAP No. 2 - Capacity Building Initiatives</b>		3600	3600	3600	3600	14400	1268					13,132	
<b>PAP No. 3 - Secretariat and Technical Assistance</b>		324	324	324	324	1296	116					1151	
<b>PAP No. 4 - Community-Based DRRM Services</b>							27						
<b>PAP No. 5 - Disaster Response</b>							31						
<b>PAP No. 6 - Post-Disaster Recovery</b>		52	52	52	54	210	6					173	


Prepared by:

  
DIR BERNARDO RAFAELITO R. ALEJANDRO IV  
Director, Policy Development and Planning Service  
Date:

In coordination with:

  
DIR RODRIGO T. DIAPANA  
Director, Administrative and Financial Management Service  
Date:

Approved by:

  
USEC RICARDO B. JALAD  
Administrator, Office of Civil Defense  
Date: