

QUARTERLY PHYSICAL REPORT OF OPERATION
As of September 30, 2016

BAR No. 1

Department
Agency
Operating Unit
Organization Code (UACS)

: DEPARTMENT OF NATIONAL DEFENSE
: OFFICE OF CIVIL DEFENSE
:
:

X	Current Year Appropriations
	Supplemental Appropriations
	Continuing Appropriations
	Off-Budget Accounts

Particulars (1)	UACS CODE (2)	Physical Target					Physical Accomplishments					Variance as of September 30, 2016 (13)	REMARKS (14)
		1st Quarter (3)	2nd Quarter (4)	3rd Quarter (5)	4th Quarter (6)	Total 7=(3+4+5+6)	1st Quarter (8)	2nd Quarter (9)	3rd Quarter (10)	4th Quarter (11)	Total 12=(8+9+10+11)		
Part A													
I. Operations													
MFO 1: Disaster Risk Reduction and Management Policy Services													
Performance Indicator no. 1 - Number of disaster risk management policies and plan developed and issued or reviewed, updated and disseminated		6	8	8	7	29	1	16	6		23	6	Final draft of the Contingency Planning Guidebook for Planners. The formulation of the Contingency Plans for Human-induced Hazards for all regions are already in process. Accomplishments included the following: a) RDRRM Plan for Calabarzon PDRRMCs; b) Regional CPs for Terrorism for Regions 6, 9, and 11; c) Final Draft of the Regional Disaster Response Plan for Seismic Hazard Formulation of Injects for Region 1; d) Draft on the Development of Tools for Program Implementation Review, Formulation of the Training Policies and Development of DRRM Training Research Agenda, and Review of the draft ICS Guidelines; e) Implan for the Black Nazarene in January 2016; f) SOP Revised Guidelines; g) Enhanced Guidelines for the Management of the Dead and Missing. OCD has also finalized the OCD Annual Procurement Plan for CY2016 and the NDRP for Human Induced Disasters. In addition, for the third quarter six plans were formulated/reviewed.
Performance Indicator no. 2 - Percentage of stakeholders who rate the policies and plans as satisfactory or better		70%	70%	70%	70%	70%	70%	70%	85%				Participants' feedback on the evaluation sheets after workshops rated from satisfactory to very satisfactory ratings.
Performance Indicator no. 3 - Percentage of policies and plans developed and issued or reviewed, updated and disseminated in the last three (3) years		70%	70%	70%	70%	70%	70%	66%	85%				
Performance Indicator no. 4 - Number of persons provided with disaster risk management reduction training		3600	3600	3600	3600	14400	1209	7341	4410		12960	1,440	DRRM priority trainings for this quarter conducted included: a) Contingency Planning Formulation and Review, b) RCANA training, c) PDNA training, d) PDRA Orientations, e) ICS training, f) ICS on Integrated Planning, g) Position Course on ICS, h) One-day DRRM-CCA courses, h) K9 SAR training / WASAR, i) CBDRRM training/TOT, j) Basic DRRM training, k) GAD training, and l) AHIMT training. These has been actively implemented by the 18 regional offices and the Education and Training Division through the participation with the R/P/M/C DRRMC members and other significant stakeholders.

QUARTERLY PHYSICAL REPORT OF OPERATION
As of September 30, 2016

BAR No. 1

Department
Agency
Operating Unit
Organization Code (UACS)

: DEPARTMENT OF NATIONAL DEFENSE
: OFFICE OF CIVIL DEFENSE
:
:

X	Current Year Appropriations
	Supplemental Appropriations
	Continuing Appropriations
	Off-Budget Accounts

Particulars	UACS CODE	Physical Target					Physical Accomplishments					Variance as of September 30, 2016	REMARKS
		1st Quarter	2nd Quarter	3rd Quarter	4th Quarter	Total	1st Quarter	2nd Quarter	3rd Quarter	4th Quarter	Total		
(1)	(2)	(3)	(4)	(5)	(6)	7=(3+4+5+6)	(8)	(9)	(10)	(11)	12=(8+9+10+11)	(13)	(14)
Performance Indicator no. 5 - Number of training days		295	296	295	295	1181	94	476	440		1010	171	Total actual number of days based on the trainings conducted.
Performance Indicator no. 6 - Percentage of trainees who rate the quality of training as good or better		70%	70%	70%	70%	70%	85%	85%	95%				Participants' feedback on the evaluation sheets after training proper rated from satisfactory to very satisfactory on the said activities.
Performance Indicator no. 7 - Number of assignments for technical advisory assistance undertaken		324	324	324	324	1296	145	700	321		1166	130	Technical assistance rendered to various key stakeholders and educational institutions help increase knowledge on DRRM programs and initiatives and provide participants full understanding on the institutional mechanism of DRRM initiatives. It includes the 1st, 2nd and 3rd Quarterly Full Council N/RDRRMC and other special meetings, the conduct of the Baguio and Metro Manila Shake Drill in preparation for the National Simultaneous Earthquake Drills lead by the OCD Regional Offices and Central Office and engagement on foreign conference/meetings. It also includes IEC activities like the Kapihan sa Ilocos, Usapang Tanggulang Sibil, Launching of Kapitan Alerto, an icon for disaster preparedness, radio interviews, posting of tsunami signages at Dipolog City and distribution of IEC materials on EQ / flood leaflets and brochures to various exhibits (e.g. Kabisig Phil Govt Expo 2016) /fora and Orientation of BRP Tarlac of Regional Directors and NDRRMC PDRA Core Group members. Conduct of National Disaster Consciousness Month, ADAS Conference, ASEAN-ERAT, ACE Programme graduation and the Regional Gawad Kalasag activities are among the highlights of the third quarter accomplishments.
Performance Indicator no. 8 - Percentage of request for training or technical advice acted upon within 30 days		70%	70%	70%	70%	70%	85%	85%	90%				

QUARTERLY PHYSICAL REPORT OF OPERATION
As of September 30, 2016

BAR No. 1

Department
Agency
Operating Unit
Organization Code (UACS)

: DEPARTMENT OF NATIONAL DEFENSE
: OFFICE OF CIVIL DEFENSE
:
:

X	Current Year Appropriations
	Supplemental Appropriations
	Continuing Appropriations
	Off-Budget Accounts

Particulars	UACS CODE	Physical Target					Physical Accomplishments					Variance as of September 30, 2016	REMARKS
		1st Quarter	2nd Quarter	3rd Quarter	4th Quarter	Total	1st Quarter	2nd Quarter	3rd Quarter	4th Quarter	Total		
(1)	(2)	(3)	(4)	(5)	(6)	7=(3+4+5+6)	(8)	(9)	(10)	(11)	12=(8+9+10+11)	(13)	(14)
MFO 2: Disaster Management Operations													
Performance Indicator no. 1 - Number of disaster operations response managed		52	52	52	54	210	44	40	40		124	86	Contributory to the accomplishments for this quarter are the deployment and mobilization of National and Regional Incident Management Team during the observance of the Black Nazarene Traslacion, fire outbreak at Mt. Apo, and a magnitude 6 EQ at Baligoan, Zamboanga Del Sur. Heightened alert of some regional offices and conduct of PDRA and emergency meetings for the following: El Niño situation on the southern part of the country specifically in the Mindanao area, the oplan Semana Santa in observance of the holy week, Black Nazarene Traslacion, International Eucharistic Congress, Sinulog Festival, Panagbenga Festival and the Palarong Pambansa staged at Legazpi City were also undertaken. All OCD Emergency Operations Centers were at blue alert status during the National and Local Elections 2016 at their respective ACR. PDRA and emergency meetings were likewise conducted. Augmentation of staff and other responders were made, processing and validation of the financial and rehabilitation assistance were also undertaken. Advisories, Situational Reports and Bulletins were also issued and disseminated as well as early warning advisories and SMART infoboard text messages to concerned agencies.

QUARTERLY PHYSICAL REPORT OF OPERATION
As of September 30, 2016

BAR No. 1

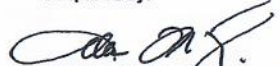
Department
Agency
Operating Unit
Organization Code (UACS)

: DEPARTMENT OF NATIONAL DEFENSE
: OFFICE OF CIVIL DEFENSE
:
:

X	Current Year Appropriations
	Supplemental Appropriations
	Continuing Appropriations
	Off-Budget Accounts


Particulars (1)	UACS CODE (2)	Physical Target					Physical Accomplishments					Variance as of September 30, 2016 (13)	REMARKS (14)
		1st Quarter (3)	2nd Quarter (4)	3rd Quarter (5)	4th Quarter (6)	Total 7=(3+4+5+6)	1st Quarter (8)	2nd Quarter (9)	3rd Quarter (10)	4th Quarter (11)	Total 12=(8+9+10+11)		
Part B													
Major Programs/Projects													
KRA No. 5 - Integrity of the Environment and Climate Change Adaptation and Mitigation													
PAP No. 1 - Policies/Plans Formulation, Evaluation, Reformulation and Dissemination		6	8	8	7	29	1	16	6			6	
PAP No. 2 - Capacity Building Initiatives		3600	3600	3600	3600	14400	1209	7341	4410			1,440	
PAP No. 3 - Secretariat and Technical Assistance		324	324	324	324	1296	130	700	269			130	
PAP No. 4 - Community-Based DRRM Services							15		52				
PAP No. 5 - Disaster Response		52	52	52	54	210	29	40	38			86	
PAP No. 6 - Post-Disaster Recovery							15		2				

Prepared by:


DIR ALLEN M. FORTES
OIC, Policy Development and Planning Service


Date:

In coordination with:


DIR. AUGUSTO IGLESIA
OIC, Administrative and Financial Management Service

Date:

Approved by:


USEC RICARDO B. JALAD
Administrator, Office of Civil Defense

Date: