

STATEMENT OF APPROPRIATIONS, ALLOTMENTS, OBLIGATIONS, DISBURSEMENTS AND BALANCES
As at the Quarter Ending September 30, 2020

Department : Department of National Defense (DND)
 Agency : Office of Civil Defense
 Operating Unit : < not applicable >
 Organization Code : 17 004 0000000
 Fund Cluster : Regular Agency Fund

x	Current Year Appropriations
	Supplemental Appropriations
	Continuing Appropriations


(e.g. UACS Fund Cluster: 01-Regular Agency Fund, 02-Foreign Assisted Projects Fund, 03-Special Account-Locally Funded, and 04-Special Account-Foreign Assisted/Foreign Grants Fund)

Particulars	UACS CODE	Appropriations			Allotments				
		Authorized Appropriations	Adjustments (Transfer To/From, Modifications/ Augmentations)	Adjusted Appropriations	Allotments Received	Adjustments (Transfer To/From, Modifications/ Augmentations)	Transfer to	Transfer From	Adjusted Allotments
1	2	3	4	5=(3+4)	6	7	8	9	10=[(6+(-)7)-8+9]
SUMMARY		1,236,366,000.00	(342,029,000.00)	894,337,000.00	961,608,000.00	(67,271,000.00)	-	-	894,337,000.00
A. AGENCY SPECIFIC BUDGET		1,236,366,000.00	(342,029,000.00)	894,337,000.00	961,608,000.00	(67,271,000.00)	-	-	894,337,000.00
Personnel Services		259,148,000.00	-	259,148,000.00	259,148,000.00	-	-	-	259,148,000.00
Salaries and Wages	5010100000	194,580,000.00	-	194,580,000.00	194,580,000.00	-	-	-	194,580,000.00
Salaries and Wages - Regular		194,580,000.00	-	194,580,000.00	194,580,000.00	-	-	-	194,580,000.00
Basic Salary - Civilian	5010100001	194,580,000.00	-	194,580,000.00	194,580,000.00	-	-	-	194,580,000.00
Other Compensation		58,278,000.00	-	58,278,000.00	58,278,000.00	-	-	-	58,278,000.00
Personnel Economic Relief Allowance (PERA)		18,216,000.00	-	18,216,000.00	18,216,000.00	-	-	-	18,216,000.00
PERA - Civilian	5010201001	11,448,000.00	-	11,448,000.00	11,448,000.00	-	-	-	11,448,000.00
Representation Allowance (RA)	5010202000	3,384,000.00	-	3,384,000.00	3,384,000.00	-	-	-	3,384,000.00
Transportation Allowance (TA)	5010203001	3,384,000.00	-	3,384,000.00	3,384,000.00	-	-	-	3,384,000.00
Clothing/Uniform Allowance		2,862,000.00	-	2,862,000.00	2,862,000.00	-	-	-	2,862,000.00
Clothing/Uniform Allowance - Civilian	5010204001	2,862,000.00	-	2,862,000.00	2,862,000.00	-	-	-	2,862,000.00
Year End Bonus		16,215,000.00	-	16,215,000.00	16,215,000.00	-	-	-	16,215,000.00
Bonus Civilian	5010214001	16,215,000.00	-	16,215,000.00	16,215,000.00	-	-	-	16,215,000.00
Cash Gift		2,385,000.00	-	2,385,000.00	2,385,000.00	-	-	-	2,385,000.00
Cash Gift - Civilian	5010215001	2,385,000.00	-	2,385,000.00	2,385,000.00	-	-	-	2,385,000.00
Other Bonuses and Allowances		18,600,000.00	-	18,600,000.00	18,600,000.00	-	-	-	18,600,000.00
Productivity Enhancement Incentive - Civilian	5010299012	2,385,000.00	-	2,385,000.00	2,385,000.00	-	-	-	2,385,000.00
Mid-Year Bonus - Civilian	5010299036	16,215,000.00	-	16,215,000.00	16,215,000.00	-	-	-	16,215,000.00
Personnel Benefit Contributions	5010300000	3,291,000.00	-	3,291,000.00	3,291,000.00	-	-	-	3,291,000.00
Pag-IBIG Contributions		572,000.00	-	572,000.00	572,000.00	-	-	-	572,000.00
Pag-IBIG - Civilian	5010302001	572,000.00	-	572,000.00	572,000.00	-	-	-	572,000.00
PhilHealth Contributions		2,147,000.00	-	2,147,000.00	2,147,000.00	-	-	-	2,147,000.00
PhilHealth - Civilian	5010303001	2,147,000.00	-	2,147,000.00	2,147,000.00	-	-	-	2,147,000.00
Employees Compensation Insurance Premiums		572,000.00	-	572,000.00	572,000.00	-	-	-	572,000.00
ECIP - Civilian	5010304001	572,000.00	-	572,000.00	572,000.00	-	-	-	572,000.00
Other Personnel Benefits	5010400000	2,999,000.00	-	2,999,000.00	2,999,000.00	-	-	-	2,999,000.00
Terminal Leave Benefits		2,512,000.00	-	2,512,000.00	2,512,000.00	-	-	-	2,512,000.00
Terminal Leave Benefits - Civilian	5010403001	2,512,000.00	-	2,512,000.00	2,512,000.00	-	-	-	2,512,000.00
Other Personnel Benefits		487,000.00	-	487,000.00	487,000.00	-	-	-	487,000.00
Lump-sum for Step Increments - Length of Service	5010499010	487,000.00	-	487,000.00	487,000.00	-	-	-	487,000.00
Maintenance and Other Operating Expenses		775,706,000.00	(180,889,000.00)	594,817,000.00	650,588,000.00	(55,771,000.00)	-	-	594,817,000.00
Traveling Expenses	5020100000	59,549,000.00	(14,646,200.00)	44,902,800.00	45,188,000.00	(285,200.00)	-	-	44,902,800.00
Traveling Expenses - Local	5020101000	50,278,000.00	(14,646,200.00)	35,631,800.00	35,917,000.00	(285,200.00)	-	-	35,631,800.00
Traveling Expenses - Foreign	5020102000	9,271,000.00	-	9,271,000.00	9,271,000.00	-	-	-	9,271,000.00


Particulars	UACS CODE	Appropriations			Allotments				
		Authorized Appropriations	Adjustments (Transfer To/From, Modifications/ Augmentations)	Adjusted Appropriations	Allotments Received	Adjustments (Transfer To/From, Modifications/ Augmentations)	Transfer to	Transfer From	Adjusted Allotments
1	2	3	4	5=(3+4)	6	7	8	9	10=[(6+(-)7)-8+9]
Training and Scholarship Expenses	502020000	198,045,000.00	(108,644,549.37)	89,400,450.63	198,045,000.00	(108,644,549.37)	-	-	89,400,450.63
Training Expenses	5020201002	198,045,000.00	(108,644,549.37)	89,400,450.63	198,045,000.00	(108,644,549.37)			89,400,450.63
Supplies and Materials Expenses	5020300000	68,953,000.00	(20,132,914.97)	48,820,085.03	29,405,000.00	19,415,085.03	-	-	48,820,085.03
Office Supplies Expenses	5020301002	17,986,000.00		17,986,000.00	17,986,000.00				17,986,000.00
Food Supplies Expenses	5020305000	1,479,000.00		1,479,000.00	1,479,000.00				1,479,000.00
Fuel, Oil and Lubricants Expenses	5020309000	7,382,000.00		7,382,000.00	7,382,000.00				7,382,000.00
Other Supplies and Materials Expenses	5020399000	42,106,000.00	(20,132,914.97)	21,973,085.03	2,558,000.00	19,415,085.03			21,973,085.03
Utility Expenses	5020400000	39,544,000.00	(31,868,294.49)	7,675,705.51	6,640,000.00	1,035,705.51	-	-	7,675,705.51
Water Expenses	5020401000	35,090,000.00	(33,849,300.53)	1,240,699.47	2,186,000.00	(945,300.53)			1,240,699.47
Electricity Expenses	5020402000	4,454,000.00	1,981,006.04	6,435,006.04	4,454,000.00	1,981,006.04			6,435,006.04
Communication Expenses	5020500000	26,097,000.00	(5,960,776.96)	20,136,223.04	23,510,000.00	(3,373,776.96)	-	-	20,136,223.04
Postage and Courier Services	5020501000	1,209,000.00		1,209,000.00	1,209,000.00				1,209,000.00
Telephone Expenses		16,608,000.00	(2,587,000.00)	14,021,000.00	14,021,000.00		-	-	14,021,000.00
Mobile	5020502001	10,343,000.00	(2,587,000.00)	7,756,000.00	7,756,000.00				7,756,000.00
Landline	5020502002	6,265,000.00		6,265,000.00	6,265,000.00				6,265,000.00
Internet Subscription Expenses	5020503000	7,116,000.00	(3,373,776.96)	3,742,223.04	7,116,000.00	(3,373,776.96)			3,742,223.04
Cable, Satellite, Telegraph and Radio Expenses	5020504000	1,164,000.00		1,164,000.00	1,164,000.00				1,164,000.00
Awards/Rewards and Prizes	5020600000	8,316,000.00	(8,132,372.00)	183,628.00	8,316,000.00	(8,132,372.00)	-	-	183,628.00
Awards/Rewards Expenses	5020601001	8,316,000.00	(8,132,372.00)	183,628.00	8,316,000.00	(8,132,372.00)			183,628.00
Confidential, Intelligence and Extraordinary	5021000000	2,609,000.00	130,300.00	2,739,300.00	2,609,000.00	130,300.00	-	-	2,739,300.00
Extraordinary and Miscellaneous Expenses	5021003000	2,609,000.00	130,300.00	2,739,300.00	2,609,000.00	130,300.00			2,739,300.00
Professional Services	5021100000	2,640,000.00	(130,300.00)	2,509,700.00	2,640,000.00	(130,300.00)	-	-	2,509,700.00
Consultancy Services	5021103002	800,000.00	(130,300.00)	669,700.00	800,000.00	(130,300.00)			669,700.00
Other Professional Services	5021199000	1,840,000.00		1,840,000.00	1,840,000.00				1,840,000.00
General Services	5021200000	8,397,000.00	38,582,428.02	46,979,428.02	5,907,000.00	41,072,428.02	-	-	46,979,428.02
Janitorial Services	5021202000	2,612,000.00	(1,925,176.72)	686,823.28	2,612,000.00	(1,925,176.72)			686,823.28
Other General Services	5021299099	5,785,000.00	40,507,604.74	46,292,604.74	3,295,000.00	42,997,604.74			46,292,604.74
Repairs and Maintenance	5021300000	13,371,000.00	(414,188.22)	12,956,811.78	9,951,000.00	3,005,811.78	-	-	12,956,811.78
Repairs and Maintenance and Other Structures		1,866,000.00	3,325,291.49	5,191,291.49	1,866,000.00	3,325,291.49	-	-	5,191,291.49
Buildings	5021304001	1,866,000.00	3,325,291.49	5,191,291.49	1,866,000.00	3,325,291.49			5,191,291.49
Repairs and Maintenance - Machinery and Equipment		4,748,000.00	(1,243,149.75)	3,504,850.25	4,748,000.00	(1,243,149.75)	-	-	3,504,850.25
Office Equipment	5021305002	884,000.00	252,920.00	1,136,920.00	884,000.00	252,920.00			1,136,920.00
Information and Communication Technology Equipment	5021305003	2,990,000.00	(1,244,945.57)	1,745,054.43	2,990,000.00	(1,244,945.57)			1,745,054.43
Communication Equipment	5021305007	874,000.00	(251,124.18)	622,875.82	874,000.00	(251,124.18)			622,875.82
Repairs and Maintenance - Transportation		6,370,000.00	(2,496,329.96)	3,873,670.04	2,950,000.00	923,670.04	-	-	3,873,670.04
Motor Vehicles	5021306001	6,370,000.00	(2,496,329.96)	3,873,670.04	2,950,000.00	923,670.04			3,873,670.04
Repairs and Maintenance - Furniture and Fixtures		387,000.00	-	387,000.00	387,000.00		-	-	387,000.00
Repairs and Maintenance - Furniture and Fixtures	5021307000	387,000.00		387,000.00	387,000.00				387,000.00
Financial Assistance/Subsidy	5021400000	210,253,000.00	(8,000.00)	210,245,000.00	210,245,000.00		-	-	210,245,000.00
Subsidies-Others	5021499000	210,253,000.00	(8,000.00)	210,245,000.00	210,245,000.00				210,245,000.00
Taxes, Insurance Premiums and Other Fees	5021500000	3,839,000.00	246,421.42	4,085,421.42	3,318,000.00	767,421.42	-	-	4,085,421.42
Taxes, Duties and Licences	5021501001	743,000.00	(299,521.96)	443,478.04	743,000.00	(299,521.96)			443,478.04
Fidelity Bond Premiums	5021502000	500,000.00	220,000.00	720,000.00	500,000.00	220,000.00			720,000.00
Insurance Premiums	5021503000	2,596,000.00	325,943.38	2,921,943.38	2,075,000.00	846,943.38			2,921,943.38
Other Maintenance and Operating Expenses	5029900000	36,640,000.00	(3,801,470.43)	32,838,529.57	32,241,000.00	597,529.57	-	-	32,838,529.57
Advertising Expenses	5029901000	1,518,000.00	(313,164.29)	1,204,835.71	1,518,000.00	(313,164.29)			1,204,835.71

Particulars	UACS CODE	Appropriations			Allotments				
		Authorized Appropriations	Adjustments (Transfer To/From, Modifications/ Augmentations)	Adjusted Appropriations	Allotments Received	Adjustments (Transfer To/From, Modifications/ Augmentations)	Transfer to	Transfer From	Adjusted Allotments
1	2	3	4	5=(3+4)	6	7	8	9	10=[(6+(-)7)-8+9]
Printing and Publication Expenses	5029902000	2,319,000.00	(67,500.00)	2,251,500.00	2,319,000.00	(67,500.00)			2,251,500.00
Representation Expenses	5029903000	31,769,000.00	(2,879,107.13)	28,889,892.87	27,370,000.00	1,519,892.87			28,889,892.87
Transportation and Delivery Expenses	5029904000	1,034,000.00	(541,699.01)	492,300.99	1,034,000.00	(541,699.01)			492,300.99
Rent/Lease Expenses		35,517,000.00	(17,659,272.59)	17,857,727.41	12,916,000.00	4,941,727.41	-	-	17,857,727.41
Rents - Building and Structures	5029905001	30,119,000.00	(19,970,528.59)	10,148,471.41	8,288,000.00	1,860,471.41			10,148,471.41
Rents - Motor Vehicles	5029905003	3,770,000.00	2,888,044.30	6,658,044.30	3,000,000.00	3,658,044.30			6,658,044.30
Rents - Equipment	5029905004	1,628,000.00	(576,788.30)	1,051,211.70	1,628,000.00	(576,788.30)			1,051,211.70
Subscription Expenses		61,936,000.00	(8,449,810.41)	53,486,189.59	59,657,000.00	(6,170,810.41)	-	-	53,486,189.59
Other Subscription Expenses	5029907099	946,000.00	(89,008.50)	856,991.50	946,000.00	(89,008.50)			856,991.50
Donations	5029908000	75,000.00		75,000.00	75,000.00				75,000.00
Other Maintenance and Operating Expenses	5029999099	60,915,000.00	(8,360,801.91)	52,554,198.09	58,636,000.00	(6,081,801.91)			52,554,198.09
Capital Outlays		201,512,000.00	(161,140,000.00)	40,372,000.00	51,872,000.00	(11,500,000.00)	-	-	40,372,000.00
Property, Plant and Equipment Outlay	5060400000	201,512,000.00	(161,140,000.00)	40,372,000.00	51,872,000.00	(11,500,000.00)	-	-	40,372,000.00
Machinery and Equipmeny Outlay		118,687,000.00	(78,315,000.00)	40,372,000.00	40,372,000.00	-	-	-	40,372,000.00
Information and Communication Technology Equipment	5060405003	5,390,000.00	(5,015,000.00)	375,000.00	375,000.00				375,000.00
Other Machinery and Equipment	5060405099	113,297,000.00	(73,300,000.00)	39,997,000.00	39,997,000.00				39,997,000.00
Transportation Equipment Outlay		11,500,000.00	(11,500,000.00)	-	11,500,000.00	(11,500,000.00)	-	-	-
Motor Vehicles	5060406001	11,500,000.00	(11,500,000.00)	-	11,500,000.00	(11,500,000.00)			-
Furniture, Fixtures and Books Outlay		71,325,000.00	(71,325,000.00)	-	-	-	-	-	-
Furniture and Fixtures	5060407001	71,325,000.00	(71,325,000.00)	-	-	-			-
B. AUTOMATIC APPROPRIATIONS		23,350,000.00	(17,135,352.00)	6,214,648.00	24,856,590.00	(18,641,942.00)	-	-	6,214,648.00
Retirement and Life Insurance Premiums		23,350,000.00	(17,135,352.00)	6,214,648.00	24,856,590.00	(18,641,942.00)	-	-	6,214,648.00
C. SPECIAL PURPOSE FUNDS		-	912,180,072.00	912,180,072.00	912,180,072.00	-	-	-	912,180,072.00
National Disaster Risk Reduction and Management Fund (Calamity Fund)		-	892,139,488.00	892,139,488.00	892,139,488.00	-	-	-	892,139,488.00
Financial Assistance/Subsidy	5021400000	-	892,139,488.00	892,139,488.00	892,139,488.00	-	-	-	892,139,488.00
Subsidies-Others	5021499000	-	892,139,488.00	892,139,488.00	892,139,488.00	-	-	-	892,139,488.00
Miscellaneous Personnel Benefit Fund		-	14,793,980.00	14,793,980.00	14,793,980.00	-	-	-	14,793,980.00
Other Personnel Benefits	5010400000	-	14,793,980.00	14,793,980.00	14,793,980.00	-	-	-	14,793,980.00
Other Personnel Benefits		-	14,793,980.00	14,793,980.00	14,793,980.00	-	-	-	14,793,980.00
Lump-sum for Compensation Adjustment	5010499006	-	14,793,980.00	14,793,980.00	14,793,980.00	-	-	-	14,793,980.00
Pension and Gratuity Fund		-	5,246,604.00	5,246,604.00	5,246,604.00	-	-	-	5,246,604.00
Other Personnel Benefits	5010400000	-	5,246,604.00	5,246,604.00	5,246,604.00	-	-	-	5,246,604.00
Terminal Leave Benefits		-	5,246,604.00	5,246,604.00	5,246,604.00	-	-	-	5,246,604.00
Terminal Leave Benefits - Civilian	5010403001	-	5,246,604.00	5,246,604.00	5,246,604.00	-	-	-	5,246,604.00
GRAND TOTAL		1,259,716,000.00	553,015,720.00	1,812,731,720.00	1,898,644,662.00	(85,912,942.00)	-	-	1,812,731,720.00


Certified Correct:


AQUILINO A. DUCAY
 Chief, Budget Section
 Date: 2020-10-02 18:00:44.0


Certified Correct:


LALAIN N. BARROGA
 Chief, Accounting Section
 Date: 2020-10-02 18:00:44.0

Recommending Approval:


CAPT AUGUSTO C. IGLESIA, PN (RET), MBA
 OIC, Administrative and Financial Management Service
 Date: 2020-10-03 11:08:

Approved By:


USEC RICARDO B. JALAD
 Administrator
 Date: 2020-10-03 11:26

STATEMENT OF AIPPROPRIATIONS, ALLOTMENTS, OBLIGATIONS, DISBURSEMENTS AND BALANCES
As at the Quarter Ending September 30, 2020

Department : Department of National Defense (DND)
 Agency : Office of Civil Defense
 Operating Unit : < not applicable >
 Organization Code : 17 004 0000000
 Fund Cluster : Regular Agency Fund

x	Current Year Appropriations
	Supplemental Appropriations
	Continuing Appropriations


(e.g. UACS Fund Cluster: 01-Regular Agency Fund, 02-Foreign Assisted Projects Fund, 03-Special Account-Locally Funded, and 04-Special Account-Foreign Assisted/Foreign Grants Fund)

Particulars	UACS CODE	Obligations					Disbursements		
		1st Quarter Ending March 31	2nd Quarter Ending June 30	3rd Quarter Ending Sept 30	4th Quarter Ending Dec 31	TOTAL	1st Quarter Ending March 31	2nd Quarter Ending June 30	3rd Quarter Ending Sept 30
1	2	11	12	13	14	15=(11+12+13+14)	16	17	18
SUMMARY		408,520,478.75	128,223,451.66	103,015,548.23	-	639,759,478.64	217,838,994.62	239,813,392.01	153,448,986.21
A. AGENCY SPECIFIC BUDGET		408,520,478.75	128,223,451.66	103,015,548.23	-	639,759,478.64	217,838,994.62	239,813,392.01	153,448,986.21
Personnel Services		81,969,975.92	62,928,556.09	61,903,415.70	-	206,801,947.71	62,398,461.85	81,350,996.97	62,198,645.00
Salaries and Wages	5010100000	71,688,398.26	42,147,904.15	55,409,776.22	-	169,246,078.63	53,612,657.23	59,403,692.95	55,925,228.45
Salaries and Wages - Regular		71,688,398.26	42,147,904.15	55,409,776.22	-	169,246,078.63	53,612,657.23	59,403,692.95	55,925,228.45
Basic Salary - Civilian	5010100001	71,688,398.26	42,147,904.15	55,409,776.22	-	169,246,078.63	53,612,657.23	59,403,692.95	55,925,228.45
Other Compensation		9,273,907.35	19,913,792.92	5,075,384.75	-	34,263,085.02	7,872,769.42	21,275,951.46	5,081,933.14
Personnel Economic Relief Allowance (PERA)		6,411,907.35	3,698,792.92	5,075,384.75	-	15,186,085.02	5,010,769.42	5,093,382.46	5,081,933.14
PERA - Civilian	5010201001	4,009,419.60	2,031,064.61	3,022,565.55	-	9,063,049.76	2,999,281.67	3,034,654.15	3,029,113.94
Representation Allowance (RA)	5010202000	1,218,940.00	840,869.76	1,042,252.60	-	3,102,062.36	1,023,440.00	1,036,369.76	1,042,252.60
Transportation Allowance (TA)	5010203001	1,183,547.75	826,858.55	1,010,566.60	-	3,020,972.90	988,047.75	1,022,358.55	1,010,566.60
Clothing/Uniform Allowance		2,862,000.00	-	-	-	2,862,000.00	2,862,000.00	-	-
Clothing/Uniform Allowance - Civilian	5010204001	2,862,000.00	-	-	-	2,862,000.00	2,862,000.00	-	-
Year End Bonus		-	-	-	-	-	-	-	-
Bonus Civilian	5010214001	-	-	-	-	-	-	-	-
Cash Gift		-	-	-	-	-	-	-	-
Cash Gift - Civilian	5010215001	-	-	-	-	-	-	-	-
Other Bonuses and Allowances		-	16,215,000.00	-	-	16,215,000.00	-	16,182,569.00	-
Productivity Enhancement Incentive - Civilian	5010299012	-	-	-	-	-	-	-	-
Mid-Year Bonus - Civilian	5010299036	-	16,215,000.00	-	-	16,215,000.00	-	16,182,569.00	-
Personnel Benefit Contributions	5010300000	942,406.66	858,648.80	1,002,441.84	-	2,803,497.30	892,006.66	618,907.23	1,191,483.41
Pag-IBIG Contributions		145,200.00	148,100.00	153,700.00	-	447,000.00	145,200.00	98,600.00	154,100.00
Pag-IBIG - Civilian	5010302001	145,200.00	148,100.00	153,700.00	-	447,000.00	145,200.00	98,600.00	154,100.00
PhilHealth Contributions		651,406.66	709,948.80	747,241.84	-	2,108,597.30	651,406.66	472,407.23	984,783.41
PhilHealth - Civilian	5010303001	651,406.66	709,948.80	747,241.84	-	2,108,597.30	651,406.66	472,407.23	984,783.41
Employees Compensation Insurance Premiums		145,800.00	600.00	101,500.00	-	247,900.00	95,400.00	47,900.00	52,600.00
ECIP - Civilian	5010304001	145,800.00	600.00	101,500.00	-	247,900.00	95,400.00	47,900.00	52,600.00
Other Personnel Benefits	5010400000	65,263.65	8,210.22	415,812.89	-	489,286.76	21,028.54	52,445.33	-
Terminal Leave Benefits		-	-	415,812.89	-	415,812.89	-	-	-
Terminal Leave Benefits - Civilian	5010403001	-	-	415,812.89	-	415,812.89	-	-	-
Other Personnel Benefits		65,263.65	8,210.22	-	-	73,473.87	21,028.54	52,445.33	-
Lump-sum for Step Increments - Length of Service	5010499010	65,263.65	8,210.22	-	-	73,473.87	21,028.54	52,445.33	-
Maintenance and Other Operating Expenses		326,175,502.83	25,803,416.05	41,112,132.53	-	392,891,051.41	155,440,532.77	146,556,869.84	63,121,653.69
Traveling Expenses	5020100000	13,177,913.33	(3,786,222.50)	354,846.00	-	9,746,536.83	8,411,783.46	373,365.72	520,004.00
Traveling Expenses - Local	5020101000	12,351,804.52	(3,806,562.50)	354,846.00	-	8,900,088.02	7,681,142.30	373,365.72	499,664.00
Traveling Expenses - Foreign	5020102000	826,108.81	20,340.00	-	-	846,448.81	730,641.16	-	20,340.00


Particulars	UACS CODE	Obligations					Disbursements		
		1st Quarter Ending March 31	2nd Quarter Ending June 30	3rd Quarter Ending Sept 30	4th Quarter Ending Dec 31	TOTAL	1st Quarter Ending March 31	2nd Quarter Ending June 30	3rd Quarter Ending Sept 30
1	2	11	12	13	14	15=(11+12+13+14)	16	17	18
Training and Scholarship Expenses	5020200000	69,622,651.32	(37,665,490.69)	(1,986,039.59)	-	29,971,121.04	24,145,701.97	656,558.66	2,049,581.75
Training Expenses	5020201002	69,622,651.32	(37,665,490.69)	(1,986,039.59)	-	29,971,121.04	24,145,701.97	656,558.66	2,049,581.75
Supplies and Materials Expenses	5020300000	10,893,758.19	5,577,355.00	351,981.72	-	16,823,094.91	5,877,332.59	4,523,765.05	5,196,919.04
Office Supplies Expenses	5020301002	6,039,984.19	1,411,123.33	188,119.61	-	7,639,227.13	4,311,554.70	334,864.19	2,820,027.12
Food Supplies Expenses	5020305000	-	-	-	-	-	-	-	-
Fuel, Oil and Lubricants Expenses	5020309000	169,500.00	50,500.00	63,000.00	-	283,000.00	99,500.00	53,000.00	82,500.00
Other Supplies and Materials Expenses	5020399000	4,684,274.00	4,115,731.67	100,862.11	-	8,900,867.78	1,466,277.89	4,135,900.86	2,294,391.92
Utility Expenses	5020400000	4,027,138.00	1,217,238.00	1,617,004.54	-	6,861,380.54	1,993,126.50	1,257,238.00	2,063,650.50
Water Expenses	5020401000	197,915.00	113,126.50	115,333.00	-	426,374.50	113,015.00	113,126.50	111,979.00
Electricity Expenses	5020402000	3,829,223.00	1,104,111.50	1,501,671.54	-	6,435,006.04	1,880,111.50	1,144,111.50	1,951,671.50
Communication Expenses	5020500000	3,518,932.58	1,541,832.75	1,574,456.69	-	6,635,222.02	1,736,406.80	1,523,435.83	1,993,815.46
Postage and Courier Services	5020501000	256,185.00	107,496.00	129,205.00	-	492,886.00	155,165.00	93,520.00	156,611.00
Telephone Expenses		2,015,440.05	1,112,578.75	1,146,182.83	-	4,274,201.63	1,128,314.27	1,105,957.83	1,390,694.60
Mobile	5020502001	1,083,032.74	549,288.72	572,409.24	-	2,204,730.70	600,957.74	538,117.02	733,853.82
Landline	5020502002	932,407.31	563,290.03	573,773.59	-	2,069,470.93	527,356.53	567,840.81	656,840.78
Internet Subscription Expenses	5020503000	1,120,380.00	265,500.00	244,078.86	-	1,629,958.86	376,440.00	265,500.00	383,719.86
Cable, Satellite, Telegraph and Radio Expenses	5020504000	126,927.53	56,258.00	54,990.00	-	238,175.53	76,487.53	58,458.00	62,790.00
Awards/Rewards and Prizes	5020600000	24,000.00	(24,000.00)	-	-	-	-	-	-
Awards/Rewards Expenses	5020601001	24,000.00	(24,000.00)	-	-	-	-	-	-
Confidential, Intelligence and Extraordinary	5021000000	725,900.00	742,500.00	761,900.00	-	2,230,300.00	725,900.00	742,500.00	761,900.00
Extraordinary and Miscellaneous Expenses	5021003000	725,900.00	742,500.00	761,900.00	-	2,230,300.00	725,900.00	742,500.00	761,900.00
Professional Services	5021100000	466,200.00	(191,500.00)	19,500.00	-	294,200.00	250,200.00	15,000.00	21,500.00
Consultancy Services	5021103002	-	-	-	-	-	-	-	-
Other Professional Services	5021199000	466,200.00	(191,500.00)	19,500.00	-	294,200.00	250,200.00	15,000.00	21,500.00
General Services	5021200000	20,412,154.70	9,890,395.10	16,042,554.94	-	46,345,104.74	15,041,400.17	10,764,331.95	20,091,511.88
Janitorial Services	5021202000	22,500.00	15,000.00	15,000.00	-	52,500.00	15,000.00	7,500.00	15,000.00
Other General Services	5021299099	20,389,654.70	9,875,395.10	16,027,554.94	-	46,292,604.74	15,026,400.17	10,756,831.95	20,076,511.88
Repairs and Maintenance	5021300000	4,081,694.85	513,945.00	5,402,779.68	-	9,998,419.53	2,147,220.85	798,987.00	3,938,378.19
Repairs and Maintenance and Other Structures		1,568,425.00	45,225.00	3,577,641.49	-	5,191,291.49	589,675.00	67,225.00	3,142,050.00
Buildings	5021304001	1,568,425.00	45,225.00	3,577,641.49	-	5,191,291.49	589,675.00	67,225.00	3,142,050.00
Repairs and Maintenance - Machinery and Equipment		981,224.00	191,132.00	835,542.00	-	2,007,898.00	604,592.00	246,182.00	421,582.00
Office Equipment	5021305002	560,410.00	100,250.00	476,260.00	-	1,136,920.00	339,660.00	145,300.00	175,700.00
Information and Communication Technology Equipment	5021305003	383,314.00	67,882.00	302,882.00	-	754,078.00	242,432.00	85,882.00	222,882.00
Communication Equipment	5021305007	37,500.00	23,000.00	56,400.00	-	116,900.00	22,500.00	15,000.00	23,000.00
Repairs and Maintenance - Transportation		1,413,545.85	260,588.00	972,596.19	-	2,646,730.04	842,953.85	477,080.00	347,746.19
Motor Vehicles	5021306001	1,413,545.85	260,588.00	972,596.19	-	2,646,730.04	842,953.85	477,080.00	347,746.19
Repairs and Maintenance - Furniture and Fixtures		118,500.00	17,000.00	17,000.00	-	152,500.00	110,000.00	8,500.00	27,000.00
Repairs and Maintenance - Furniture and Fixtures	5021307000	118,500.00	17,000.00	17,000.00	-	152,500.00	110,000.00	8,500.00	27,000.00
Financial Assistance/Subsidy	5021400000	157,976,908.30	52,268,091.70	-	-	210,245,000.00	72,261,092.30	122,691,083.70	9,663,411.35
Subsidies-Others	5021499000	157,976,908.30	52,268,091.70	-	-	210,245,000.00	72,261,092.30	122,691,083.70	9,663,411.35
Taxes, Insurance Premiums and Other Fees	5021500000	3,184,041.42	322,600.00	100,921.96	-	3,607,563.38	3,095,541.42	273,600.00	188,421.96
Taxes, Duties and Licences	5021501001	174,120.00	21,500.00	5,000.00	-	200,620.00	160,620.00	13,500.00	21,500.00
Fidelity Bond Premiums	5021502000	492,500.00	82,500.00	75,000.00	-	650,000.00	417,500.00	97,500.00	90,000.00
Insurance Premiums	5021503000	2,517,421.42	218,600.00	20,921.96	-	2,756,943.38	2,517,421.42	162,600.00	76,921.96
Other Maintenance and Operating Expenses	5029900000	19,055,438.45	(4,154,948.97)	9,671,974.16	-	24,572,463.64	10,577,713.65	552,065.31	8,561,377.68
Advertising Expenses	5029901000	425,300.00	(302,300.00)	120,000.00	-	243,000.00	123,000.00	-	120,000.00

Particulars	UACS CODE	Obligations				TOTAL	Disbursements		
		1st Quarter Ending March 31	2nd Quarter Ending June 30	3rd Quarter Ending Sept 30	4th Quarter Ending Dec 31		1st Quarter Ending March 31	2nd Quarter Ending June 30	3rd Quarter Ending Sept 30
1	2	11	12	13	14	15=(11+12+13+14)	16	17	18
Printing and Publication Expenses	5029902000	1,395,424.00	(750,167.00)	274,000.00		919,257.00	532,417.00	1,000.00	274,000.00
Representation Expenses	5029903000	17,234,714.45	(3,102,481.97)	9,277,974.16		23,410,206.64	9,922,296.65	551,065.31	8,167,377.68
Transportation and Delivery Expenses	5029904000	-				-	-	-	-
Rent/Lease Expenses		12,708,219.78	(3,204,595.43)	6,247,694.60	-	15,751,318.95	6,107,080.00	284,710.83	5,143,724.90
Rents - Building and Structures	5029905001	6,230,960.00	(267,799.95)	3,492,194.60		9,455,354.65	3,130,180.00	219,950.05	3,477,444.60
Rents - Motor Vehicles	5029905003	6,081,256.00	(2,924,261.70)	2,742,000.00		5,898,994.30	2,963,400.00	39,500.00	1,559,302.30
Rents - Equipment	5029905004	396,003.78	(12,533.78)	13,500.00		396,970.00	13,500.00	25,260.78	106,978.00
Subscription Expenses		6,300,551.91	2,556,216.09	952,557.83	-	9,809,325.83	3,070,033.06	2,100,227.79	2,927,456.98
Other Subscription Expenses	5029907099	130,427.00	57,453.00	118,444.97		306,324.97	76,804.00	59,695.00	100,251.97
Donations	5029908000	-				-	-	-	-
Other Maintenance and Operating Expenses	5029999099	6,170,124.91	2,498,763.09	834,112.86		9,503,000.86	2,993,229.06	2,040,532.79	2,827,205.01
Capital Outlays		375,000.00	39,691,479.52	-	-	40,066,479.52	-	11,905,525.20	28,128,687.52
Property, Plant and Equipment Outlay	5060400000	375,000.00	39,691,479.52	-	-	40,066,479.52	-	11,905,525.20	28,128,687.52
Machinery and Equipment Outlay		375,000.00	39,691,479.52	-	-	40,066,479.52	-	11,905,525.20	28,128,687.52
Information and Communication Technology Equipment	5060405003	85,000.00	-	-	-	85,000.00	-	-	85,000.00
Other Machinery and Equipment	5060405099	290,000.00	39,691,479.52			39,981,479.52	-	11,905,525.20	28,043,687.52
Transportation Equipment Outlay		-	-	-	-	-	-	-	-
Motor Vehicles	5060406001	-	-	-	-	-	-	-	-
Furniture, Fixtures and Books Outlay		-	-	-	-	-	-	-	-
Furniture and Fixtures	5060407001	-	-	-	-	-	-	-	-
B. AUTOMATIC APPROPRIATIONS		6,186,582.95	28,065.05	(8,413.91)	-	6,206,234.09	3,890,078.05	2,084,257.85	125,588.92
Retirement and Life Insurance Premiums		6,186,582.95	28,065.05	(8,413.91)	-	6,206,234.09	3,890,078.05	2,084,257.85	125,588.92
C. SPECIAL PURPOSE FUNDS		4,128,753.44	523,744,151.79	320,779,093.78	-	848,651,999.01	4,122,753.44	83,645,197.01	471,353,098.68
National Disaster Risk Reduction and Management Fund (Calamity Fund)		-	521,998,503.24	319,558,072.78	-	841,556,576.02	-	81,899,548.46	470,132,077.68
Financial Assistance/Subsidy	5021400000	-	521,998,503.24	319,558,072.78	-	841,556,576.02	-	81,899,548.46	470,132,077.68
Subsidies-Others	5021499000	-	521,998,503.24	319,558,072.78	-	841,556,576.02	-	81,899,548.46	470,132,077.68
Miscellaneous Personnel Benefit Fund		6,000.00	1,711,822.19	131,000.00	-	1,848,822.19	-	1,711,822.19	131,000.00
Other Personnel Benefits	5010400000	6,000.00	1,711,822.19	131,000.00	-	1,848,822.19	-	1,711,822.19	131,000.00
Other Personnel Benefits		6,000.00	1,711,822.19	131,000.00	-	1,848,822.19	-	1,711,822.19	131,000.00
Lump-sum for Compensation Adjustment	5010499006	6,000.00	1,711,822.19	131,000.00	-	1,848,822.19	-	1,711,822.19	131,000.00
Pension and Gratuity Fund		4,122,753.44	33,826.36	1,090,021.00	-	5,246,600.80	4,122,753.44	33,826.36	1,090,021.00
Other Personnel Benefits	5010400000	4,122,753.44	33,826.36	1,090,021.00	-	5,246,600.80	4,122,753.44	33,826.36	1,090,021.00
Terminal Leave Benefits		4,122,753.44	33,826.36	1,090,021.00	-	5,246,600.80	4,122,753.44	33,826.36	1,090,021.00
Terminal Leave Benefits - Civilian	5010403001	4,122,753.44	33,826.36	1,090,021.00	-	5,246,600.80	4,122,753.44	33,826.36	1,090,021.00
GRAND TOTAL		418,835,815.14	651,995,668.50	423,786,228.10	-	1,494,617,711.74	225,851,826.11	325,542,846.87	624,927,673.81


Certified Correct:


AQUILINO P. DUCAY
 Chief, Budget Section
 Date: 2020-10-02 18:00:44.0

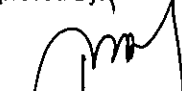
Certified Correct:


LALAIN N. BARROGA
 Chief, Accounting Section
 Date: 2020-10-02 18:00:44.0

Recommending Approval:


CAPT AUGUSTUS C. IGLESIA, PN (RET), MBA
 OIC, Administrative and Financial Management Service
 Date: 2020-10-03 11:08:

Approved By:


USEC RICARDO B. JALAR
 Administrator
 Date: 2020-07-03 11:26

As at the Quarter Ending September 30, 2020

Department : Department of National Defense (DND)
 Agency : Office of Civil Defense
 Operating Unit : < not applicable >
 Organization Code : 17 004 0000000
 Fund Cluster : Regular Agency Fund

x	Current Year Appropriations
	Supplemental Appropriations
	Continuing Appropriations


(e.g. UACS Fund Cluster: 01-Regular Agency Fund, 02-Foreign Assisted Projects Fund, 03-Special Account-Locally Funded, and 04-Special Account-Foreign Assisted/Foreign Grants Fund)

Particulars	UACS CODE	Disbursements		Balances			
		4th Quarter Ending Dec 31	TOTAL	Unreleased Appropriations	Unobligated Allotments	Unpaid Obligations (15-20)=(23+24)	
		19	20=(16+17+18+19)	21=(5-10)	22=(10-15)	Due and Demandable	Not Yet Due and Demandable
1	2	19	20=(16+17+18+19)	21=(5-10)	22=(10-15)	23	24
SUMMARY		-	611,101,372.84	-	254,577,521.36	28,658,105.80	-
A. AGENCY SPECIFIC BUDGET		-	611,101,372.84	-	254,577,521.36	28,658,105.80	-
Personnel Services		-	205,948,103.82	-	52,346,052.29	853,843.89	-
Salaries and Wages	5010100000	-	168,941,578.63	-	25,333,921.37	304,500.00	-
Salaries and Wages - Regular		-	168,941,578.63	-	25,333,921.37	304,500.00	-
Basic Salary - Civilian	5010100001	-	168,941,578.63	-	25,333,921.37	304,500.00	-
Other Compensation		-	34,230,654.02	-	24,014,914.98	32,431.00	-
Personnel Economic Relief Allowance (PERA)		-	15,186,085.02	-	3,029,914.98	-	-
PERA - Civilian	5010201001	-	9,063,049.76	-	2,384,950.24	-	-
Representation Allowance (RA)	5010202000	-	3,102,062.36	-	281,937.64	-	-
Transportation Allowance (TA)	5010203001	-	3,020,972.90	-	363,027.10	-	-
Clothing/Uniform Allowance		-	2,862,000.00	-	-	-	-
Clothing/Uniform Allowance - Civilian	5010204001	-	2,862,000.00	-	-	-	-
Year End Bonus		-	-	-	16,215,000.00	-	-
Bonus Civilian	5010214001	-	-	-	16,215,000.00	-	-
Cash Gift		-	-	-	2,385,000.00	-	-
Cash Gift - Civilian	5010215001	-	-	-	2,385,000.00	-	-
Other Bonuses and Allowances		-	16,182,569.00	-	2,385,000.00	32,431.00	-
Productivity Enhancement Incentive - Civilian	5010299012	-	-	-	2,385,000.00	-	-
Mid-Year Bonus - Civilian	5010299036	-	16,182,569.00	-	-	32,431.00	-
Personnel Benefit Contributions	5010300000	-	2,702,397.30	-	487,502.70	101,100.00	-
Pag-IBIG Contributions		-	397,900.00	-	125,000.00	49,100.00	-
Pag-IBIG - Civilian	5010302001	-	397,900.00	-	125,000.00	49,100.00	-
PhilHealth Contributions		-	2,108,597.30	-	38,402.70	-	-
PhilHealth - Civilian	5010303001	-	2,108,597.30	-	38,402.70	-	-
Employees Compensation Insurance Premiums		-	195,900.00	-	324,100.00	52,000.00	-
ECIP - Civilian	5010304001	-	195,900.00	-	324,100.00	52,000.00	-
Other Personnel Benefits	5010400000	-	73,473.87	-	2,509,713.24	415,812.89	-
Terminal Leave Benefits		-	-	-	2,096,187.11	415,812.89	-
Terminal Leave Benefits - Civilian	5010403001	-	-	-	2,096,187.11	415,812.89	-
Other Personnel Benefits		-	73,473.87	-	413,526.13	-	-
Lump-sum for Step Increments - Length of Service	5010499010	-	73,473.87	-	413,526.13	-	-
Maintenance and Other Operating Expenses		-	365,119,056.30	-	201,925,948.59	27,771,995.11	-
Traveling Expenses	5020100000	-	9,305,153.18	-	35,156,263.17	441,383.65	-
Traveling Expenses - Local	5020101000	-	8,554,172.02	-	26,731,711.98	345,916.00	-
Traveling Expenses - Foreign	5020102000	-	750,981.16	-	8,424,551.19	95,467.65	-


Particulars	UACS CODE	Disbursements		Balances			
		4th Quarter Ending Dec 31	TOTAL	Unreleased Appropriations	Unobligated Allotments	Unpaid Obligations (15- 20)=(23+24)	
		19	20=(16+17+18+19)	21=(5-10)	22=(10-15)	Due and Demandable	Not Yet Due and Demandable
1	2	19	20=(16+17+18+19)	21=(5-10)	22=(10-15)	23	24
Training and Scholarship Expenses	5020200000	-	26,851,842.38	-	59,429,329.59	3,119,278.66	-
Training Expenses	5020201002	-	26,851,842.38	-	59,429,329.59	3,119,278.66	-
Supplies and Materials Expenses	5020300000	-	15,598,016.68	-	31,996,990.12	1,225,078.23	-
Office Supplies Expenses	5020301002	-	7,466,446.01	-	10,346,772.87	172,781.12	-
Food Supplies Expenses	5020305000	-	-	-	1,479,000.00	-	-
Fuel, Oil and Lubricants Expenses	5020309000	-	235,000.00	-	7,099,000.00	48,000.00	-
Other Supplies and Materials Expenses	5020399000	-	7,896,570.67	-	13,072,217.25	1,004,297.11	-
Utility Expenses	5020400000	-	5,314,015.00	-	814,324.97	1,547,365.54	-
Water Expenses	5020401000	-	338,120.50	-	814,324.97	88,254.00	-
Electricity Expenses	5020402000	-	4,975,894.50	-	-	1,459,111.54	-
Communication Expenses	5020500000	-	5,253,658.09	-	13,501,001.02	1,381,563.93	-
Postage and Courier Services	5020501000	-	405,296.00	-	716,114.00	87,590.00	-
Telephone Expenses		-	3,624,966.70	-	9,746,798.37	649,234.93	-
Mobile	5020502001	-	1,872,928.58	-	5,551,269.30	331,802.12	-
Landline	5020502002	-	1,752,038.12	-	4,195,529.07	317,432.81	-
Internet Subscription Expenses	5020503000	-	1,025,659.86	-	2,112,264.18	604,299.00	-
Cable, Satellite, Telegraph and Radio Expenses	5020504000	-	197,735.53	-	925,824.47	40,440.00	-
Awards/Rewards and Prizes	5020600000	-	-	-	183,628.00	-	-
Awards/Rewards Expenses	5020601001	-	-	-	183,628.00	-	-
Confidential, Intelligence and Extraordinary	5021000000	-	2,230,300.00	-	509,000.00	-	-
Extraordinary and Miscellaneous Expenses	5021003000	-	2,230,300.00	-	509,000.00	-	-
Professional Services	5021100000	-	286,700.00	-	2,215,500.00	7,500.00	-
Consultancy Services	5021103002	-	-	-	669,700.00	-	-
Other Professional Services	5021199000	-	286,700.00	-	1,545,800.00	7,500.00	-
General Services	5021200000	-	45,897,244.00	-	634,323.28	447,860.74	-
Janitorial Services	5021202000	-	37,500.00	-	634,323.28	15,000.00	-
Other General Services	5021299099	-	45,859,744.00	-	-	432,860.74	-
Repairs and Maintenance	5021300000	-	6,884,586.04	-	2,958,392.25	3,113,833.49	-
Repairs and Maintenance and Other Structures		-	3,798,950.00	-	-	1,392,341.49	-
Buildings	5021304001	-	3,798,950.00	-	-	1,392,341.49	-
Repairs and Maintenance - Machinery and Equipment		-	1,272,356.00	-	1,496,952.25	735,542.00	-
Office Equipment	5021305002	-	660,660.00	-	-	476,260.00	-
Information and Communication Technology Equipment	5021305003	-	551,196.00	-	990,976.43	202,882.00	-
Communication Equipment	5021305007	-	60,500.00	-	505,975.82	56,400.00	-
Repairs and Maintenance - Transportation		-	1,667,780.04	-	1,226,940.00	978,950.00	-
Motor Vehicles	5021306001	-	1,667,780.04	-	1,226,940.00	978,950.00	-
Repairs and Maintenance - Furniture and Fixtures		-	145,500.00	-	234,500.00	7,000.00	-
Repairs and Maintenance - Furniture and Fixtures	5021307000	-	145,500.00	-	234,500.00	7,000.00	-
Financial Assistance/Subsidy	5021400000	-	204,615,587.35	-	-	5,629,412.65	-
Subsidies-Others	5021499000	-	204,615,587.35	-	-	5,629,412.65	-
Taxes, Insurance Premiums and Other Fees	5021500000	-	3,557,563.38	-	477,858.04	50,000.00	-
Taxes, Duties and Licences	5021501001	-	195,620.00	-	242,858.04	5,000.00	-
Fidelity Bond Premiums	5021502000	-	605,000.00	-	70,000.00	45,000.00	-
Insurance Premiums	5021503000	-	2,756,943.38	-	165,000.00	-	-
Other Maintenance and Operating Expenses	5029900000	-	19,691,156.64	-	8,266,065.93	4,881,307.00	-
Advertising Expenses	5029901000	-	243,000.00	-	961,835.71	-	-

Particulars	UACS CODE	Disbursements		Balances			
		4th Quarter Ending Dec 31	TOTAL	Unreleased Appropriations	Unobligated Allotments	Unpaid Obligations (15- 20)=(23+24)	
		19	20=(16+17+18+19)	21=(5-10)	22=(10-15)	Due and Demandable	Not Yet Due and Demandable
1	2	19	20=(16+17+18+19)	21=(5-10)	22=(10-15)	23	24
Printing and Publication Expenses	5029902000		807,417.00	-	1,332,243.00	111,840.00	
Representation Expenses	5029903000		18,640,739.64	-	5,479,686.23	4,769,467.00	
Transportation and Delivery Expenses	5029904000		-	-	492,300.99	-	
Rent/Lease Expenses		-	11,535,515.73	-	2,106,408.46	4,215,803.22	-
Rents - Building and Structures	5029905001		6,827,574.65	-	693,116.76	2,627,780.00	
Rents - Motor Vehicles	5029905003		4,562,202.30	-	759,050.00	1,336,792.00	
Rents - Equipment	5029905004		145,738.78	-	654,241.70	251,231.22	
Subscription Expenses		-	8,097,717.83	-	43,676,863.76	1,711,608.00	-
Other Subscription Expenses	5029907099	-	236,750.97	-	550,666.53	69,574.00	-
Donations	5029908000	-	-	-	75,000.00	-	-
Other Maintenance and Operating Expenses	5029999099	-	7,860,966.86	-	43,051,197.23	1,642,034.00	-
Capital Outlays		-	40,034,212.72	-	305,520.48	32,266.80	-
Property, Plant and Equipment Outlay	5060400000	-	40,034,212.72	-	305,520.48	32,266.80	-
Machinery and Equipmeny Outlay		-	40,034,212.72	-	305,520.48	32,266.80	-
Information and Communication Technology Equipment	5060405003		85,000.00	-	290,000.00	-	-
Other Machinery and Equipment	5060405099		39,949,212.72	-	15,520.48	32,266.80	-
Transportation Equipment Outlay		-	-	-	-	-	-
Motor Vehicles	5060406001		-	-	-	-	-
Furniture, Fixtures and Books Outlay		-	-	-	-	-	-
Furniture and Fixtures	5060407001		-	-	-	-	-
B. AUTOMATIC APPROPRIATIONS		-	6,099,924.82	-	8,413.91	106,309.27	-
Retirement and Life Insurance Premiums		-	6,099,924.82	-	8,413.91	106,309.27	-
C. SPECIAL PURPOSE FUNDS		-	559,121,049.13	-	63,528,072.99	289,530,949.88	-
National Disaster Risk Reduction and Management Fund (Calamity Fund)		-	552,031,626.14	-	50,582,911.98	289,524,949.88	-
Financial Assistance/Subsidy	5021400000	-	552,031,626.14	-	50,582,911.98	289,524,949.88	-
Subsidies-Others	5021499000	-	552,031,626.14	-	50,582,911.98	289,524,949.88	-
Miscellaneous Personnel Benefit Fund		-	1,842,822.19	-	12,945,157.81	6,000.00	-
Other Personnel Benefits	5010400000	-	1,842,822.19	-	12,945,157.81	6,000.00	-
Other Personnel Benefits		-	1,842,822.19	-	12,945,157.81	6,000.00	-
Lump-sum for Compensation Adjustment	5010499006	-	1,842,822.19	-	12,945,157.81	6,000.00	-
Pension and Gratuity Fund		-	5,246,600.80	-	3.20	-	-
Other Personnel Benefits	5010400000	-	5,246,600.80	-	3.20	-	-
Terminal Leave Benefits		-	5,246,600.80	-	3.20	-	-
Terminal Leave Benefits - Civilian	5010403001	-	5,246,600.80	-	3.20	-	-
GRAND TOTAL		-	1,176,322,346.79	-	318,114,008.26	318,295,364.95	-


Certified Correct:


AQUILINO P. DUCAY
 Chief, Budget Section
 Date: 2020-10-02 18:00:44.0


Certified Correct:


LALAN N. BARROGA
 Chief, Accounting Section
 Date: 2020-10-02 18:00:44.0

Recommending Approval:


CAPT AUGUSTO C. IGLESIA, PN (RET), MBA
 OIC, Administrative and Financial Management Service
 Date: 2020-10-03 11:08:

Approved By:


USEC RICARDO B. JALAD
 Administrator
 Date: 2020-10-03 11:26

STATEMENT OF APPROPRIATIONS, ALLOTMENTS, OBLIGATIONS, DISBURSEMENTS AND BALANCES
As at the Quarter Ending September 30, 2020

Department : Department of National Defense (DND)
 Agency : Office of Civil Defense
 Operating Unit : < not applicable >
 Organization Code : 17 004 0000000
 Fund Cluster : Regular Agency Fund

	Current Year Appropriations
	Supplemental Appropriations
x	Continuing Appropriations


(e.g. UACS Fund Cluster: 01-Regular Agency Fund, 02-Foreign Assisted Projects Fund, 03-Special Account-Locally Funded, and 04-Special Account-Foreign Assisted/Foreign Grants Fund)

Particulars	UACS CODE	Appropriations			Allotments				
		Authorized Appropriations	Adjustments (Transfer To/From, Modifications/ Augmentations)	Adjusted Appropriations	Allotments Received	Adjustments (Transfer To/From, Modifications/ Augmentations)	Transfer to	Transfer From	Adjusted Allotments
1	2	3	4	5=(3+4)	6	7	8	9	10=[(6+(-)7)-8+9]
SUMMARY		511,043,369.63	33,827.00	511,077,196.63	511,077,196.63	-	-	-	511,077,196.63
A. AGENCY SPECIFIC BUDGET		511,043,369.63	33,827.00	511,077,196.63	511,077,196.63	-	-	-	511,077,196.63
Personnel Services		-	33,827.00	33,827.00	33,827.00	-	-	-	33,827.00
Terminal Leave Benefits		-	33,827.00	33,827.00	33,827.00	-	-	-	33,827.00
Terminal Leave Benefits - Civilian		-	33,827.00	33,827.00	33,827.00	-	-	-	33,827.00
Maintenance and Other Operating Expenses		39,075,446.90	128,091,703.00	167,167,149.90	39,075,446.90	128,091,703.00	-	-	167,167,149.90
Traveling Expenses	5020100000	323,054.92	-	323,054.92	323,054.92	-	-	-	323,054.92
Traveling Expenses - Local	5020101000	314,574.42	-	314,574.42	314,574.42	-	-	-	314,574.42
Traveling Expenses - Foreign	5020102000	8,480.50	-	8,480.50	8,480.50	-	-	-	8,480.50
Training and Scholarship Expenses	5020200000	16,360,419.14	(846,833.48)	15,513,585.66	16,360,419.14	(846,833.48)	-	-	15,513,585.66
Training Expenses	5020201002	16,360,419.14	(846,833.48)	15,513,585.66	16,360,419.14	(846,833.48)	-	-	15,513,585.66
Supplies and Materials Expenses	5020300000	312,118.25	822,150.00	1,134,268.25	312,118.25	822,150.00	-	-	1,134,268.25
Office Supplies Expenses	5020301002	150,468.25	-	150,468.25	150,468.25	-	-	-	150,468.25
Food Supplies Expenses	5020305000	-	-	-	-	-	-	-	-
Fuel, Oil and Lubricants Expenses	5020309000	-	-	-	-	-	-	-	-
Other Supplies and Materials Expenses	5020399000	161,650.00	822,150.00	983,800.00	161,650.00	822,150.00	-	-	983,800.00
Utility Expenses	5020400000	15,643.17	-	15,643.17	15,643.17	-	-	-	15,643.17
Water Expenses	5020401000	15,643.17	-	15,643.17	15,643.17	-	-	-	15,643.17
Electricity Expenses	5020402000	-	-	-	-	-	-	-	-
Communication Expenses	5020500000	1,829,299.30	(400,000.00)	1,429,299.30	1,829,299.30	(400,000.00)	-	-	1,429,299.30
Postage and Courier Services	5020501000	93,636.00	-	93,636.00	93,636.00	-	-	-	93,636.00
Telephone Expenses		793,755.18	-	793,755.18	793,755.18	-	-	-	793,755.18
Mobile	5020502001	382,053.76	-	382,053.76	382,053.76	-	-	-	382,053.76
Landline	5020502002	411,701.42	-	411,701.42	411,701.42	-	-	-	411,701.42
Internet Subscription Expenses	5020503000	741,625.60	(400,000.00)	341,625.60	741,625.60	(400,000.00)	-	-	341,625.60
Cable, Satellite, Telegraph and Radio Expenses	5020504000	200,282.52	-	200,282.52	200,282.52	-	-	-	200,282.52
Awards/Rewards Expenses	5020600000	212,931.02	-	212,931.02	212,931.02	-	-	-	212,931.02
Awards/Rewards Expenses	5020601001	212,931.02	-	212,931.02	212,931.02	-	-	-	212,931.02
Confidential, Intelligence and Extraordinary	5021000000	123,200.00	-	123,200.00	123,200.00	-	-	-	123,200.00
Extraordinary and Miscellaneous Expenses	5021003000	123,200.00	-	123,200.00	123,200.00	-	-	-	123,200.00
Professional Services	5021100000	365,318.79	-	365,318.79	365,318.79	-	-	-	365,318.79
Consultancy Services	5021103002	103,163.79	-	103,163.79	103,163.79	-	-	-	103,163.79
Other Professional Services	5021199000	262,155.00	-	262,155.00	262,155.00	-	-	-	262,155.00
General Services	5021200000	136,959.07	411,183.48	548,142.55	136,959.07	411,183.48	-	-	548,142.55


Particulars	UACS CODE	Appropriations			Allotments				
		Authorized Appropriations	Adjustments (Transfer To/From, Modifications/ Augmentations)	Adjusted Appropriations	Allotments Received	Adjustments (Transfer To/From, Modifications/ Augmentations)	Transfer to	Transfer From	Adjusted Allotments
1	2	3	4	5=(3+4)	6	7	8	9	10=({6+(-)7}-8+9)
Janitorial Services	5021202000	-	-	-	-	-	-	-	-
Other General Services	5021299099	136,959.07	411,183.48	548,142.55	136,959.07	411,183.48			548,142.55
Repairs and Maintenance	5021300000	125,265.00	-	125,265.00	125,265.00	-	-	-	125,265.00
Repairs and Maintenance and Other Structures Buildings	5021304001	-	-	-	-	-	-	-	-
Repairs and Maintenance - Machinery and Equipment		110,315.00	-	110,315.00	110,315.00	-	-	-	110,315.00
Office Equipment	5021305002	-	-	-	-	-	-	-	-
Information and Communication Technology Equipment	5021305003	-	-	-	-	-	-	-	-
Communication Equipment	5021305007	110,315.00	-	110,315.00	110,315.00	-	-	-	110,315.00
Repairs and Maintenance - Transportation		14,950.00	-	14,950.00	14,950.00	-	-	-	14,950.00
Motor Vehicles	5021306001	14,950.00	-	14,950.00	14,950.00	-	-	-	14,950.00
Repairs and Maintenance - Furniture and Fixtures		-	-	-	-	-	-	-	-
Repairs and Maintenance - Furniture and Fixtures	5021307000	-	-	-	-	-	-	-	-
Financial Assistance/Subsidy	5021400000	14,166,304.42	128,091,703.00	142,258,007.42	14,166,304.42	128,091,703.00	-	-	142,258,007.42
Subsidies-Others	5021499000	14,166,304.42	128,091,703.00	142,258,007.42	14,166,304.42	128,091,703.00	-	-	142,258,007.42
Taxes, Insurance Premiums and Other Fees	5021500000	333,889.04	-	333,889.04	333,889.04	-	-	-	333,889.04
Taxes, Duties and Licences	5021501001	263,889.04	-	263,889.04	263,889.04	-	-	-	263,889.04
Fidelity Bond Premiums	5021502000	70,000.00	-	70,000.00	70,000.00	-	-	-	70,000.00
Insurance Premiums	5021503000	-	-	-	-	-	-	-	-
Other Maintenance and Operating Expenses	5029900000	565,095.99	13,500.00	578,595.99	565,095.99	13,500.00	-	-	578,595.99
Advertising Expenses	5029901000	36,671.59	-	36,671.59	36,671.59	-	-	-	36,671.59
Printing and Publication Expenses	5029902000	31,049.79	-	31,049.79	31,049.79	-	-	-	31,049.79
Representation Expenses	5029903000	465,270.90	13,500.00	478,770.90	465,270.90	13,500.00	-	-	478,770.90
Transportation and Delivery Expenses	5029904000	32,103.71	-	32,103.71	32,103.71	-	-	-	32,103.71
Rent/Lease Expenses		1,328,277.56	-	1,328,277.56	1,328,277.56	-	-	-	1,328,277.56
Rents - Building and Structures	5029905001	37,317.06	-	37,317.06	37,317.06	-	-	-	37,317.06
Rents - Motor Vehicles	5029905003	1,290,960.50	-	1,290,960.50	1,290,960.50	-	-	-	1,290,960.50
Rents - Equipment	5029905004	-	-	-	-	-	-	-	-
Subscription Expenses		2,877,671.23	-	2,877,671.23	2,877,671.23	-	-	-	2,877,671.23
Other Subscription Expenses	5029907099	10,784.00	-	10,784.00	10,784.00	-	-	-	10,784.00
Donations	5029908000	12,000.00	-	12,000.00	12,000.00	-	-	-	12,000.00
Other Maintenance and Operating Expenses	5029999099	2,854,887.23	-	2,854,887.23	2,854,887.23	-	-	-	2,854,887.23
Capital Outlays		471,967,922.73	(128,091,703.00)	343,876,219.73	471,967,922.73	(128,091,703.00)	-	-	343,876,219.73
Property, Plant and Equipment Outlay	5060400000	471,967,922.73	(128,091,703.00)	343,876,219.73	471,967,922.73	(128,091,703.00)	-	-	343,876,219.73
Infrastructure Outlay	5060403000	148,480,397.73	(89,305,583.00)	59,174,814.73	148,480,397.73	(89,305,583.00)	-	-	59,174,814.73
Communication Networks	5060403006	9,046,000.00	-	9,046,000.00	9,046,000.00	-	-	-	9,046,000.00
Other Infrastructure Assets	5060403099	139,434,397.73	(89,305,583.00)	50,128,814.73	139,434,397.73	(89,305,583.00)	-	-	50,128,814.73
Machinery and Equipment Outlay	5060405000	318,469,545.00	(38,786,120.00)	279,683,425.00	318,469,545.00	(38,786,120.00)	-	-	279,683,425.00
Information and Communication Technology Equipment	5060405003	171,508,000.00	-	171,508,000.00	171,508,000.00	-	-	-	171,508,000.00
Communication Equipment	5060405007	41,974,000.00	-	41,974,000.00	41,974,000.00	-	-	-	41,974,000.00
ICT Software	5060405015	10,195,545.00	-	10,195,545.00	10,195,545.00	-	-	-	10,195,545.00
Other Machinery and Equipment	5060405099	94,792,000.00	(38,786,120.00)	56,005,880.00	94,792,000.00	(38,786,120.00)	-	-	56,005,880.00

Particulars	UACS CODE	Appropriations			Allotments				
		Authorized Appropriations	Adjustments (Transfer To/From, Modifications/ Augmentations)	Adjusted Appropriations	Allotments Received	Adjustments (Transfer To/From, Modifications/ Augmentations)	Transfer to	Transfer From	Adjusted Allotments
1	2	3	4	5=(3+4)	6	7	8	9	10={{6+(-)7}-8+9}
Transportation Equipment Outlay	5060406000	5,017,980.00	-	5,017,980.00	5,017,980.00	-	-	-	5,017,980.00
Motor Vehicles	5060406001	5,017,980.00		5,017,980.00	5,017,980.00				5,017,980.00
GRAND TOTAL		511,043,369.63	33,827.00	511,077,196.63	511,077,196.63	-	-	-	511,077,196.63


Certified Correct:


AQUILINO P. DUCAY
 Chief, Budget Section
 Date: 2020-10-02 18:00:44.0


Certified Correct:


LALAIN N. BARROGA
 Chief, Accounting Section
 Date: 2020-10-02 18:00:44.0

Recommending Approval:


CAPT AUGUSTO C. IGLESIA, PN (RET), MBA
 OIC, Administrative and Financial Management Service
 Date: 2020-10-03 11:08:

Approved By:


USEC RICARDO B. JALAD
 Administrator
 Date: 2020-10-03 11:26

STATEMENT OF AP PROPRIATIONS, ALLOTMENTS, OBLIGATIONS, DISBURSEMENTS AND BALANCES
As at the Quarter Ending September 30, 2020

Department : Department of National Defense (DND)
 Agency : Office of Civil Defense
 Operating Unit : < not applicable >
 Organization Code : 17 004 0000000
 Fund Cluster : Regular Agency Fund
 (e.g. UACS Fund Cluster: 01-Regular Agency Fund, 02-Foreign Assisted Projects Fund, 03-Special Account-Locally Funded, and 04-Special Account-Foreign Assisted/Foreign Grants Fund)


	Current Year Appropriations
	Supplemental Appropriations
x	Continuing Appropriations

Particulars	UACS CODE	Obligations					Disbursements		
		1st Quarter Ending March 31	2nd Quarter Ending June 30	3rd Quarter Ending Sept 30	4th Quarter Ending Dec 31	TOTAL	1st Quarter Ending March 31	2nd Quarter Ending June 30	3rd Quarter Ending Sept 30
1	2	11	12	13	14	15=(11+12+13+14)	16	17	18
SUMMARY		59,938,983.90	207,992,151.46	128,702,974.60	-	396,634,109.96	16,049,356.16	128,555,288.21	7,215,689.83
A. AGENCY SPECIFIC BUDGET		59,938,983.90	207,992,151.46	128,702,974.60	-	396,634,109.96	16,049,356.16	128,555,288.21	7,215,689.83
Personnel Services		-	33,826.36	-	-	33,826.36	-	33,826.36	-
Terminal Leave Benefits		-	33,826.36	-	-	33,826.36	-	33,826.36	-
Terminal Leave Benefits - Civilian		-	33,826.36	-	-	33,826.36	-	33,826.36	-
Maintenance and Other Operating Expenses		14,379,310.04	132,481,401.10	779,298.49	-	147,640,009.63	13,429,356.16	128,521,461.85	1,880,525.49
Traveling Expenses	5020100000	323,054.92	-	-	-	323,054.92	245,554.40	-	-
Traveling Expenses - Local	5020101000	314,574.42	-	-	-	314,574.42	237,073.90	-	-
Traveling Expenses - Foreign	5020102000	8,480.50	-	-	-	8,480.50	8,480.50	-	-
Training and Scholarship Expenses	5020200000	574,740.02	917,250.00	-	-	1,491,990.02	61,780.02	-	917,250.00
Training Expenses	5020201002	574,740.02	917,250.00	-	-	1,491,990.02	61,780.02	-	917,250.00
Supplies and Materials Expenses	5020300000	314,268.25	400,000.00	420,000.00	-	1,134,268.25	170,318.25	400,000.00	519,200.00
Office Supplies Expenses	5020301002	150,468.25	-	-	-	150,468.25	150,468.25	-	-
Food Supplies Expenses	5020305000	-	-	-	-	-	-	-	-
Fuel, Oil and Lubricants Expenses	5020309000	-	-	-	-	-	-	-	-
Other Supplies and Materials Expenses	5020399000	163,800.00	400,000.00	420,000.00	-	983,800.00	19,850.00	400,000.00	519,200.00
Utility Expenses	5020400000	10,591.75	-	-	-	10,591.75	10,591.75	-	-
Water Expenses	5020401000	10,591.75	-	-	-	10,591.75	10,591.75	-	-
Electricity Expenses	5020402000	-	-	-	-	-	-	-	-
Communication Expenses	5020500000	292,744.39	-	-	-	292,744.39	288,860.39	3,884.00	-
Postage and Courier Services	5020501000	17,747.00	-	-	-	17,747.00	17,747.00	-	-
Telephone Expenses		272,537.09	-	-	-	272,537.09	268,653.09	3,884.00	-
Mobile	5020502001	151,815.81	-	-	-	151,815.81	147,931.81	3,884.00	-
Landline	5020502002	120,721.28	-	-	-	120,721.28	120,721.28	-	-
Internet Subscription Expenses	5020503000	-	-	-	-	-	-	-	-
Cable, Satellite, Telegraph and Radio Expenses	5020504000	2,460.30	-	-	-	2,460.30	2,460.30	-	-
Awards/Rewards Expenses	5020600000	-	-	-	-	-	-	-	-
Awards/Rewards Expenses	5020601001	-	-	-	-	-	-	-	-
Confidential, Intelligence and Extraordinary	5021000000	-	-	-	-	-	-	-	-
Extraordinary and Miscellaneous Expenses	5021003000	-	-	-	-	-	-	-	-
Professional Services	5021100000	-	-	-	-	-	-	-	-
Consultancy Services	5021103002	-	-	-	-	-	-	-	-
Other Professional Services	5021199000	-	-	-	-	-	-	-	-
General Services	5021200000	136,959.07	51,884.99	359,298.49	-	548,142.55	125,638.71	52,828.35	369,675.49


Particulars	UACS CODE	Obligations					Disbursements		
		1st Quarter Ending March 31	2nd Quarter Ending June 30	3rd Quarter Ending Sept 30	4th Quarter Ending Dec 31	TOTAL	1st Quarter Ending March 31	2nd Quarter Ending June 30	3rd Quarter Ending Sept 30
1	2	11	12	13	14	15=(11+12+13+14)	16	17	18
Janitorial Services	5021202000	-	-	-	-	-	-	-	-
Other General Services	5021299099	136,959.07	51,884.99	359,298.49	-	548,142.55	125,638.71	52,828.35	369,675.49
Repairs and Maintenance	5021300000	125,265.00	-	-	-	125,265.00	14,950.00	-	-
Repairs and Maintenance and Other Structures		-	-	-	-	-	-	-	-
Buildings	5021304001	-	-	-	-	-	-	-	-
Repairs and Maintenance - Machinery and Equipment		110,315.00	-	-	-	110,315.00	-	-	-
Office Equipment	5021305002	-	-	-	-	-	-	-	-
Information and Communication Technology Equipment	5021305003	-	-	-	-	-	-	-	-
Communication Equipment	5021305007	110,315.00	-	-	-	110,315.00	-	-	-
Repairs and Maintenance - Transportation		14,950.00	-	-	-	14,950.00	14,950.00	-	-
Motor Vehicles	5021306001	14,950.00	-	-	-	14,950.00	14,950.00	-	-
Repairs and Maintenance - Furniture and Fixtures		-	-	-	-	-	-	-	-
Repairs and Maintenance - Furniture and Fixtures	5021307000	-	-	-	-	-	-	-	-
Financial Assistance/Subsidy	5021400000	11,185,920.00	131,071,749.50	-	-	142,257,669.50	11,185,920.00	128,051,249.50	20,500.00
Subsidies-Others	5021499000	11,185,920.00	131,071,749.50	-	-	142,257,669.50	11,185,920.00	128,051,249.50	20,500.00
Taxes, Insurance Premiums and Other Fees	5021500000	-	-	-	-	-	-	-	-
Taxes, Duties and Licences	5021501001	-	-	-	-	-	-	-	-
Fidelity Bond Premiums	5021502000	-	-	-	-	-	-	-	-
Insurance Premiums	5021503000	-	-	-	-	-	-	-	-
Other Maintenance and Operating Expenses	5029900000	462,359.93	13,500.00	-	-	475,859.93	428,534.93	13,500.00	-
Advertising Expenses	5029901000	-	-	-	-	-	-	-	-
Printing and Publication Expenses	5029902000	4,725.00	-	-	-	4,725.00	-	-	-
Representation Expenses	5029903000	457,634.93	13,500.00	-	-	471,134.93	428,534.93	13,500.00	-
Transportation and Delivery Expenses	5029904000	-	-	-	-	-	-	-	-
Rent/Lease Expenses		88,960.50	-	-	-	88,960.50	34,560.50	-	53,900.00
Rents - Building and Structures	5029905001	11,000.00	-	-	-	11,000.00	11,000.00	-	-
Rents - Motor Vehicles	5029905003	77,960.50	-	-	-	77,960.50	23,560.50	-	53,900.00
Rents - Equipment	5029905004	-	-	-	-	-	-	-	-
Subscription Expenses		864,446.21	27,016.61	-	-	891,462.82	862,647.21	-	-
Other Subscription Expenses	5029907099	10,784.00	-	-	-	10,784.00	10,784.00	-	-
Donations	5029908000	-	-	-	-	-	-	-	-
Other Maintenance and Operating Expenses	5029999099	853,662.21	27,016.61	-	-	880,678.82	851,863.21	-	-
Capital Outlays		45,559,673.86	75,476,924.00	127,923,676.11	-	248,960,273.97	2,620,000.00	-	5,335,164.34
Property, Plant and Equipment Outlay	5060400000	45,559,673.86	75,476,924.00	127,923,676.11	-	248,960,273.97	2,620,000.00	-	5,335,164.34
Infrastructure Outlay	5060403000	-	-	44,628,251.11	-	44,628,251.11	-	-	3,246,784.34
Communication Networks	5060403006	-	-	-	-	-	-	-	-
Other Infrastructure Assets	5060403099	-	-	44,628,251.11	-	44,628,251.11	-	-	3,246,784.34
Machinery and Equipment Outlay	5060405000	45,559,673.86	75,476,924.00	83,295,425.00	-	204,332,022.86	2,620,000.00	-	2,088,380.00
Information and Communication Technology Equipment	5060405003	5,642,994.00	75,476,924.00	75,000,000.00	-	156,119,918.00	-	-	-
Communication Equipment	5060405007	-	-	-	-	-	-	-	-
ICT Software	5060405015	-	-	-	-	-	-	-	-
Other Machinery and Equipment	5060405099	39,916,679.86	-	8,295,425.00	-	48,212,104.86	2,620,000.00	-	2,088,380.00

Particulars	UACS CODE	Obligations				TOTAL	Disbursements		
		1st Quarter Ending March 31	2nd Quarter Ending June 30	3rd Quarter Ending Sept 30	4th Quarter Ending Dec 31		1st Quarter Ending March 31	2nd Quarter Ending June 30	3rd Quarter Ending Sept 30
1	2	11	12	13	14	15=(11+12+13+14)	16	17	18
Transportation Equipment Outlay	5060406000	-	-	-	-	-	-	-	-
Motor Vehicles	5060406001								
GRAND TOTAL		59,938,983.90	207,992,151.46	128,702,974.60	-	396,634,109.96	16,049,356.16	128,555,288.21	7,215,689.83


Certified Correct:


AQUILINO P. DUCAY
 Chief, Budget Section
 Date: 2020-10-02 18:00:44.0


Certified Correct:


LALAIN N. BARROGA
 Chief, Accounting Section
 Date: 2020-10-02 18:00:44.0

Recommending Approval:


CAPT AUGUSTO C. IGLESIA, PN (RET), MBA
 OIC, Administrative and Financial Management Service
 Date: 2020-10-03 11:08:

Approved By:


USEC RICARDO B. JALAD
 Administrator
 Date: 2020-10-03 11:26

STATEMENT OF AP PROPRIATIONS, ALLOTMENTS, OBLIGATIONS, DISBURSEMENTS AND BALANCES
As at the Quarter Ending September 30, 2020

Department : Department of National Defense (DND)
 Agency : Office of Civil Defense
 Operating Unit : < not applicable >
 Organization Code : 17 004 0000000
 Fund Cluster : Regular Agency Fund

	Current Year Appropriations
	Supplemental Appropriations
x	Continuing Appropriations

(e.g. UACS Fund Cluster: 01-Regular Agency Fund, 02-Foreign Assisted Projects Fund, 03-Special Account-Locally Funded, and 04-Special Account-Foreign Assisted/Foreign Grants Fund)

Particulars	UACS CODE	Disbursements		Balances			
		4th Quarter Ending Dec 31	TOTAL	Unreleased Appropriations	Unobligated Allotments	Unpaid Obligations (15-20)=(23+24)	
		19	20=(16+17+18+19)	21=(5-10)	22=(10-15)	Due and Demandable	Not Yet Due and Demandable
1	2	19	20=(16+17+18+19)	21=(5-10)	22=(10-15)	23	24
SUMMARY		-	151,820,334.20	-	114,443,086.67	30,712,035.74	214,101,740.02
A. AGENCY SPECIFIC BUDGET		-	151,820,334.20	-	114,443,086.67	30,712,035.74	214,101,740.02
Personnel Services		-	33,826.36	-	0.64	-	-
Terminal Leave Benefits		-	33,826.36	-	0.64	-	-
Terminal Leave Benefits - Civilian		-	33,826.36	-	0.64	-	-
Maintenance and Other Operating Expenses		-	143,831,343.50	-	19,527,140.27	3,808,666.13	-
Traveling Expenses	5020100000	-	245,554.40	-	-	77,500.52	-
Traveling Expenses - Local	5020101000	-	237,073.90	-	-	77,500.52	-
Traveling Expenses - Foreign	5020102000	-	8,480.50	-	-	-	-
Training and Scholarship Expenses	5020200000	-	979,030.02	-	14,021,595.64	512,960.00	-
Training Expenses	5020201002	-	979,030.02	-	14,021,595.64	512,960.00	-
Supplies and Materials Expenses	5020300000	-	1,089,518.25	-	-	44,750.00	-
Office Supplies Expenses	5020301002	-	150,468.25	-	-	-	-
Food Supplies Expenses	5020305000	-	-	-	-	-	-
Fuel, Oil and Lubricants Expenses	5020309000	-	-	-	-	-	-
Other Supplies and Materials Expenses	5020399000	-	939,050.00	-	-	44,750.00	-
Utility Expenses	5020400000	-	10,591.75	-	5,051.42	-	-
Water Expenses	5020401000	-	10,591.75	-	5,051.42	-	-
Electricity Expenses	5020402000	-	-	-	-	-	-
Communication Expenses	5020500000	-	292,744.39	-	1,136,554.91	-	-
Postage and Courier Services	5020501000	-	17,747.00	-	75,889.00	-	-
Telephone Expenses		-	272,537.09	-	521,218.09	-	-
Mobile	5020502001	-	151,815.81	-	230,237.95	-	-
Landline	5020502002	-	120,721.28	-	290,980.14	-	-
Internet Subscription Expenses	5020503000	-	-	-	341,625.60	-	-
Cable, Satellite, Telegraph and Radio Expenses	5020504000	-	2,460.30	-	197,822.22	-	-
Awards/Rewards Expenses	5020600000	-	-	-	212,931.02	-	-
Awards/Rewards Expenses	5020601001	-	-	-	212,931.02	-	-
Confidential, Intelligence and Extraordinary	5021000000	-	-	-	123,200.00	-	-
Extraordinary and Miscellaneous Expenses	5021003000	-	-	-	123,200.00	-	-
Professional Services	5021100000	-	-	-	365,318.79	-	-
Consultancy Services	5021103002	-	-	-	103,163.79	-	-
Other Professional Services	5021199000	-	-	-	262,155.00	-	-
General Services	5021200000	-	548,142.55	-	-	-	-


Particulars	UACS CODE	Disbursements		Balances			
		4th Quarter Ending Dec 31	TOTAL	Unreleased Appropriations	Unobligated Allotments	Unpaid Obligations (15-20)=(23+24)	
						Due and Demandable	Not Yet Due and Demandable
1	2	19	20=(16+17+18+19)	21=(5-10)	22=(10-15)	23	24
Janitorial Services	5021202000	-	-	-	-	-	-
Other General Services	5021299099	-	548,142.55	-	-	-	-
Repairs and Maintenance	5021300000	-	14,950.00	-	-	110,315.00	-
Repairs and Maintenance and Other Structures Buildings	5021304001	-	-	-	-	-	-
Repairs and Maintenance - Machinery and Equipment Office Equipment	5021305002	-	-	-	-	110,315.00	-
Information and Communication Technology Equipment	5021305003	-	-	-	-	-	-
Communication Equipment	5021305007	-	-	-	-	110,315.00	-
Repairs and Maintenance - Transportation Motor Vehicles	5021306001	-	14,950.00	-	-	-	-
Repairs and Maintenance - Furniture and Fixtures Repairs and Maintenance - Furniture and Fixtures	5021307000	-	-	-	-	-	-
Financial Assistance/Subsidy	5021400000	-	139,257,669.50	-	337.92	3,000,000.00	-
Subsidies-Others	5021499000	-	139,257,669.50	-	337.92	3,000,000.00	-
Taxes, Insurance Premiums and Other Fees	5021500000	-	-	-	333,889.04	-	-
Taxes, Duties and Licences	5021501001	-	-	-	263,889.04	-	-
Fidelity Bond Premiums	5021502000	-	-	-	70,000.00	-	-
Insurance Premiums	5021503000	-	-	-	-	-	-
Other Maintenance and Operating Expenses	5029900000	-	442,034.93	-	102,736.06	33,825.00	-
Advertising Expenses	5029901000	-	-	-	36,671.59	-	-
Printing and Publication Expenses	5029902000	-	-	-	26,324.79	4,725.00	-
Representation Expenses	5029903000	-	442,034.93	-	7,635.97	29,100.00	-
Transportation and Delivery Expenses	5029904000	-	-	-	32,103.71	-	-
Rent/Lease Expenses		-	88,460.50	-	1,239,317.06	500.00	-
Rents - Building and Structures	5029905001	-	11,000.00	-	26,317.06	-	-
Rents - Motor Vehicles	5029905003	-	77,460.50	-	1,213,000.00	500.00	-
Rents - Equipment	5029905004	-	-	-	-	-	-
Subscription Expenses		-	862,647.21	-	1,986,208.41	28,815.61	-
Other Subscription Expenses	5029907099	-	10,784.00	-	-	-	-
Donations	5029908000	-	-	-	12,000.00	-	-
Other Maintenance and Operating Expenses	5029999099	-	851,863.21	-	1,974,208.41	28,815.61	-
Capital Outlays		-	7,955,164.34	-	94,915,945.76	26,903,369.61	214,101,740.02
Property, Plant and Equipment Outlay	5060400000	-	7,955,164.34	-	94,915,945.76	26,903,369.61	214,101,740.02
Infrastructure Outlay	5060403000	-	3,246,784.34	-	14,546,563.62	18,398,444.61	22,983,022.16
Communication Networks	5060403006	-	-	-	9,046,000.00	-	-
Other Infrastructure Assets	5060403099	-	3,246,784.34	-	5,500,563.62	18,398,444.61	22,983,022.16
Machinery and Equipment Outlay	5060405000	-	4,708,380.00	-	75,351,402.14	8,504,925.00	191,118,717.86
Information and Communication Technology Equipment	5060405003	-	-	-	15,388,082.00	-	156,119,918.00
Communication Equipment	5060405007	-	-	-	41,974,000.00	-	-
ICT Software	5060405015	-	-	-	10,195,545.00	-	-
Other Machinery and Equipment	5060405099	-	4,708,380.00	-	7,793,775.14	8,504,925.00	34,998,799.86

Particulars	UACS CODE	Disbursements		Balances			
		4th Quarter Ending Dec 31	TOTAL	Unreleased Appropriations	Unobligated Allotments	Unpaid Obligations (15-20)=(23+24)	
						Due and Demandable	Not Yet Due and Demandable
1	2	19	20=(16+17+18+19)	21=(5-10)	22=(10-15)	23	24
Transportation Equipment Outlay	5060406000	-	-	-	5,017,980.00	-	-
Motor Vehicles	5060406001	-	-	-	5,017,980.00	-	-
GRAND TOTAL		-	151,820,334.20	-	114,443,086.67	30,712,035.74	214,101,740.02



Certified Correct:

AQUILINO P DUCAY
Chief, Budget Section
Date: 2020-10-02 18:00:44.0


Certified Correct:


LALAN N BARROGA
Chief, Accounting Section
Date: 2020-10-02 18:00:44.0

Recommending Approval:


CAPT AUGUSTO C IGLESIA, PN (RET), MBA
OIC, Administrative and Financial Management Service
Date: 2020-10-03 11:08:

Approved By:


USEC RICARDO B JALAD
Administrator
Date: 2020-10-03 11:26