

STATEMENT OF APPROPRIATIONS, ALLOTMENTS, OBLIGATIONS, DISBURSEMENTS AND BALANCES
As at the Quarter Ending September 30, 2020

Department : Department of National Defense (DND)
 Agency : Office of Civil Defense
 Operating Unit : < not applicable >
 Organization Code : 17 004 0000000
 Fund Cluster : Regular Agency Fund

| | |
|---|-----------------------------|
| x | Current Year Appropriations |
| | Supplemental Appropriations |
| | Continuing Appropriations |

(e.g. UACS Fund Cluster: 01-Regular Agency Fund, 02-Foreign Assisted Projects Fund, 03-Special Account-Locally Funded, and 04-Special Account-Foreign Assisted/Foreign Grants Fund)


| Particulars | UACS CODE | Appropriations | | | Allotments | | | | |
|--|------------------|---------------------------|--|-------------------------|-----------------------|--|-------------|---------------|-----------------------|
| | | Authorized Appropriations | Adjustments (Transfer To/From, Modifications/ Augmentations) | Adjusted Appropriations | Allotments Received | Adjustments (Transfer To/From, Modifications/ Augmentations) | Transfer to | Transfer From | Adjusted Allotments |
| 1 | 2 | 3 | 4 | 5=(3+4) | 6 | 7 | 8 | 9 | 10={6+(-)7}-8+9} |
| I. Agency Specific Budget | | 1,236,366,000.00 | (342,029,000.00) | 894,337,000.00 | 961,608,000.00 | (67,271,000.00) | - | - | 894,337,000.00 |
| General Administration and Support | 1000000000000000 | 354,764,000.00 | (254,340,000.00) | 100,424,000.00 | 100,424,000.00 | - | - | - | 100,424,000.00 |
| General management and supervision | 100000100001000 | 352,252,000.00 | (254,340,000.00) | 97,912,000.00 | 97,912,000.00 | - | - | - | 97,912,000.00 |
| PS | | 46,165,000.00 | | 46,165,000.00 | 46,165,000.00 | | | | 46,165,000.00 |
| MOOE | | 156,072,000.00 | (104,700,000.00) | 51,372,000.00 | 51,372,000.00 | | | | 51,372,000.00 |
| CO | | 150,015,000.00 | (149,640,000.00) | 375,000.00 | 375,000.00 | | | | 375,000.00 |
| Administration of Personnel Benefits | 100000100002000 | 2,512,000.00 | - | 2,512,000.00 | 2,512,000.00 | - | - | - | 2,512,000.00 |
| PS | | 2,512,000.00 | | 2,512,000.00 | 2,512,000.00 | | | | 2,512,000.00 |
| Sub-Total, General Administration and Support | | 354,764,000.00 | (254,340,000.00) | 100,424,000.00 | 100,424,000.00 | - | - | - | 100,424,000.00 |
| PS | | 48,677,000.00 | - | 48,677,000.00 | 48,677,000.00 | - | - | - | 48,677,000.00 |
| MOOE | | 156,072,000.00 | (104,700,000.00) | 51,372,000.00 | 51,372,000.00 | - | - | - | 51,372,000.00 |
| FinEx (if Applicable) | | - | - | - | - | - | - | - | - |
| CO | | 150,015,000.00 | (149,640,000.00) | 375,000.00 | 375,000.00 | - | - | - | 375,000.00 |
| Operations | 3000000000000000 | 881,602,000.00 | (87,689,000.00) | 793,913,000.00 | 861,184,000.00 | (67,271,000.00) | - | - | 793,913,000.00 |
| OO: Resiliency of communities to disasters improved | | 881,602,000.00 | (87,689,000.00) | 793,913,000.00 | 861,184,000.00 | (67,271,000.00) | - | - | 793,913,000.00 |
| CIVIL PROTECTION PROGRAM | | 881,602,000.00 | (87,689,000.00) | 793,913,000.00 | 861,184,000.00 | (67,271,000.00) | - | - | 793,913,000.00 |
| CIVIL DEFENSE ENHANCEMENT SUB-PROGRAM | | 147,428,000.00 | (12,270,000.00) | 135,158,000.00 | 146,658,000.00 | (11,500,000.00) | - | - | 135,158,000.00 |
| Enhancement, Capacity Development and Mobilization for Civil Defense | 310101100001000 | 147,428,000.00 | (12,270,000.00) | 135,158,000.00 | 146,658,000.00 | (11,500,000.00) | - | - | 135,158,000.00 |
| PS | | 100,254,000.00 | | 100,254,000.00 | 100,254,000.00 | | | | 100,254,000.00 |
| MOOE | | 35,674,000.00 | (770,000.00) | 34,904,000.00 | 34,904,000.00 | | | | 34,904,000.00 |
| CO | | 11,500,000.00 | (11,500,000.00) | - | 11,500,000.00 | (11,500,000.00) | | | - |
| DISASTER RISK REDUCTION AND MANAGEMENT SUB-PROGRAM | 310102100001000 | 483,924,000.00 | (75,411,000.00) | 408,513,000.00 | 464,284,000.00 | (55,771,000.00) | - | - | 408,513,000.00 |
| Empowering Sectors on DRRM for Resiliency | | 483,924,000.00 | (75,411,000.00) | 408,513,000.00 | 464,284,000.00 | (55,771,000.00) | - | - | 408,513,000.00 |
| PS | | 110,217,000.00 | | 110,217,000.00 | 110,217,000.00 | | | | 110,217,000.00 |
| MOOE | | 373,707,000.00 | (75,411,000.00) | 298,296,000.00 | 354,067,000.00 | (55,771,000.00) | | | 298,296,000.00 |
| DISASTER MANAGEMENT OPERATIONS | 310103100001000 | 250,250,000.00 | (8,000.00) | 250,242,000.00 | 250,242,000.00 | - | - | - | 250,242,000.00 |
| Disaster Response Operation | | 250,250,000.00 | (8,000.00) | 250,242,000.00 | 250,242,000.00 | - | - | - | 250,242,000.00 |
| MOOE | | 210,253,000.00 | (8,000.00) | 210,245,000.00 | 210,245,000.00 | | | | 210,245,000.00 |
| CO | | 39,997,000.00 | | 39,997,000.00 | 39,997,000.00 | | | | 39,997,000.00 |
| Sub-Total, Operations | | 881,602,000.00 | (87,689,000.00) | 793,913,000.00 | 861,184,000.00 | (67,271,000.00) | - | - | 793,913,000.00 |
| PS | | 210,471,000.00 | - | 210,471,000.00 | 210,471,000.00 | - | - | - | 210,471,000.00 |
| MOOE | | 619,634,000.00 | (76,189,000.00) | 543,445,000.00 | 599,216,000.00 | (55,771,000.00) | - | - | 543,445,000.00 |
| FinEx (if Applicable) | | - | - | - | - | - | - | - | - |
| CO | | 51,497,000.00 | (11,500,000.00) | 39,997,000.00 | 51,497,000.00 | (11,500,000.00) | - | - | 39,997,000.00 |
| Sub-Total I. Agency Specific Budget | | 1,236,366,000.00 | (342,029,000.00) | 894,337,000.00 | 961,608,000.00 | (67,271,000.00) | - | - | 894,337,000.00 |

| Particulars | UACS CODE | Appropriations | | | Allotments | | | | |
|--|-----------|---------------------------|--|-------------------------|-------------------------|--|-------------|---------------|-------------------------|
| | | Authorized Appropriations | Adjustments (Transfer To/From, Modifications/ Augmentations) | Adjusted Appropriations | Allotments Received | Adjustments (Transfer To/From, Modifications/ Augmentations) | Transfer to | Transfer From | Adjusted Allotments |
| 1 | 2 | 3 | 4 | 5=(3+4) | 6 | 7 | 8 | 9 | 10=[{6+(-)7}-8+9] |
| PS | | 259,148,000.00 | - | 259,148,000.00 | 259,148,000.00 | - | - | - | 259,148,000.00 |
| MOOE | | 775,706,000.00 | (180,889,000.00) | 594,817,000.00 | 650,588,000.00 | (55,771,000.00) | - | - | 594,817,000.00 |
| FinEx (if Applicable) | | - | - | - | - | - | - | - | - |
| CO | | 201,512,000.00 | (161,140,000.00) | 40,372,000.00 | 51,872,000.00 | (11,500,000.00) | - | - | 40,372,000.00 |
| II. Automatic Appropriations | | 23,350,000.00 | (17,135,352.00) | 6,214,648.00 | 24,856,590.00 | (18,641,942.00) | - | - | 6,214,648.00 |
| Specific Budgets of National Government Agencies | | 23,350,000.00 | (17,135,352.00) | 6,214,648.00 | 24,856,590.00 | (18,641,942.00) | - | - | 6,214,648.00 |
| Retirement and Life Insurance Premiums | | 23,350,000.00 | (17,135,352.00) | 6,214,648.00 | 24,856,590.00 | (18,641,942.00) | - | - | 6,214,648.00 |
| PS | | 23,350,000.00 | (17,135,352.00) | 6,214,648.00 | 24,856,590.00 | (18,641,942.00) | - | - | 6,214,648.00 |
| Sub-Total II. Automatic Appropriations | | 23,350,000.00 | (17,135,352.00) | 6,214,648.00 | 24,856,590.00 | (18,641,942.00) | - | - | 6,214,648.00 |
| PS | | 23,350,000.00 | (17,135,352.00) | 6,214,648.00 | 24,856,590.00 | (18,641,942.00) | - | - | 6,214,648.00 |
| MOOE | | - | - | - | - | - | - | - | - |
| FinEx (if Applicable) | | - | - | - | - | - | - | - | - |
| CO | | - | - | - | - | - | - | - | - |
| III. Special Purpose Fund | | - | 912,180,072.00 | 912,180,072.00 | 912,180,072.00 | - | - | - | 912,180,072.00 |
| National Disaster Risk Reduction and Management Fund (Calamity Fund) | | - | 892,139,488.00 | 892,139,488.00 | 892,139,488.00 | - | - | - | 892,139,488.00 |
| MOOE | | - | 892,139,488.00 | 892,139,488.00 | 892,139,488.00 | - | - | - | 892,139,488.00 |
| Miscellaneous Personnel Benefit Fund | | - | 14,793,980.00 | 14,793,980.00 | 14,793,980.00 | - | - | - | 14,793,980.00 |
| PS | | - | 14,793,980.00 | 14,793,980.00 | 14,793,980.00 | - | - | - | 14,793,980.00 |
| Pension and Gratuity Fund | | - | 5,246,604.00 | 5,246,604.00 | 5,246,604.00 | - | - | - | 5,246,604.00 |
| PS | | - | 5,246,604.00 | 5,246,604.00 | 5,246,604.00 | - | - | - | 5,246,604.00 |
| Sub-Total III. Special Purpose Fund | | - | 912,180,072.00 | 912,180,072.00 | 912,180,072.00 | - | - | - | 912,180,072.00 |
| PS | | - | 20,040,584.00 | 20,040,584.00 | 20,040,584.00 | - | - | - | 20,040,584.00 |
| MOOE | | - | 892,139,488.00 | 892,139,488.00 | 892,139,488.00 | - | - | - | 892,139,488.00 |
| FinEx (if Applicable) | | - | - | - | - | - | - | - | - |
| CO | | - | - | - | - | - | - | - | - |
| GRAND TOTAL | | 1,259,716,000.00 | 553,015,720.00 | 1,812,731,720.00 | 1,898,644,662.00 | (85,912,942.00) | - | - | 1,812,731,720.00 |
| PS | | 282,498,000.00 | 2,905,232.00 | 285,403,232.00 | 304,045,174.00 | (18,641,942.00) | - | - | 285,403,232.00 |
| MOOE | | 775,706,000.00 | 711,250,488.00 | 1,486,956,488.00 | 1,542,727,488.00 | (55,771,000.00) | - | - | 1,486,956,488.00 |
| CO | | 201,512,000.00 | (161,140,000.00) | 40,372,000.00 | 51,872,000.00 | (11,500,000.00) | - | - | 40,372,000.00 |


Recapitulation by OO:

| | | | | | | | | | |
|---------------------------|--|----------------|-----------------|----------------|----------------|-----------------|---|---|----------------|
| I. Agency Specific Budget | | 881,602,000.00 | (87,689,000.00) | 793,913,000.00 | 861,184,000.00 | (67,271,000.00) | - | - | 793,913,000.00 |
| CIVIL PROTECTION PROGRAM | | 881,602,000.00 | (87,689,000.00) | 793,913,000.00 | 861,184,000.00 | (67,271,000.00) | - | - | 793,913,000.00 |


Certified Correct:


AQUILINO P. DNCAY
 Chief, Budget Section
 Date: 2020-10-02 15:27:30.0


Certified Correct:


LALAIN BARROGA
 Chief, Accounting Section
 Date: 2020-10-02 15:27:30.0

Recommending Approval:


CAPT AUGUST C. IGLESIA, PN (RET), MBA
 OIC, Administrative and Financial Management Service
 Date: 2020-10-03 10:46:

Approved By:


USEC RICARDO B. JALAD
 Administrator
 Date: 2020-10-03 11:17

STATEMENT OF APPROPRIATIONS, ALLOTMENTS, OBLIGATIONS, DISBURSEMENTS AND BALANCES

As at the Quarter Ending September 30, 2020

Department : Department of National Defense (DND)
 Agency : Office of Civil Defense
 Operating Unit : < not applicable >
 Organization Code : 17 004 0000000
 Fund Cluster : Regular Agency Fund

| | |
|---|-----------------------------|
| x | Current Year Appropriations |
| | Supplemental Appropriations |
| | Continuing Appropriations |

(e.g. UACS Fund Cluster: 01-Regular Agency Fund, 02-Foreign Assi:reign Assisted Projects Fund, 03-Special Account-Locally Funded, and 04-Special Account-Foreign Assisted/Foreign Grants Fund)

| Particulars | UACS CODE | Obligations | | | | | Disbursements | |
|---|------------------|-----------------------------------|-------------------------------|-------------------------------|------------------------------------|-----------------------|-----------------------------------|-------------------------------|
| | | 1st Quarter Ending March 31 | 2nd Quarter Ending June 30 | 3rd Quarter Ending Sept 30 | 4th Quarter Ending Dec 31 | TOTAL | 1st Quarter Ending March 31 | 2nd Quarter Ending June 30 |
| 1 | 2 | 11 | 12 | 13 | 14 | 15=(11+12+13+14) | 16 | 17 |
| I. Agency Specific Budget | | 408,520,478.75 | 128,223,451.66 | 103,015,548.23 | - | 639,759,478.64 | 217,838,994.62 | 239,813,392.01 |
| General Administration and Support | 1000000000000000 | 34,104,088.62 | 20,506,212.00 | 18,616,516.74 | - | 73,226,817.36 | 20,894,809.53 | 27,006,272.27 |
| General management and supervision | 100000100001000 | 34,104,088.62 | 20,506,212.00 | 18,200,703.85 | - | 72,811,004.47 | 20,894,809.53 | 27,006,272.27 |
| PS | | 14,769,697.42 | 11,229,277.28 | 11,012,007.91 | - | 37,010,982.61 | 7,297,322.42 | 17,552,579.09 |
| MOOE | | 19,249,391.20 | 9,276,934.72 | 7,188,695.94 | - | 35,715,021.86 | 13,597,487.11 | 9,453,693.18 |
| CO | | 85,000.00 | - | - | - | 85,000.00 | - | - |
| Administration of Personnel Benefits | 100000100002000 | - | - | 415,812.89 | - | 415,812.89 | - | - |
| PS | | - | - | 415,812.89 | - | 415,812.89 | - | - |
| Sub-Total, General Administration and Support | | 34,104,088.62 | 20,506,212.00 | 18,616,516.74 | - | 73,226,817.36 | 20,894,809.53 | 27,006,272.27 |
| PS | | 14,769,697.42 | 11,229,277.28 | 11,427,820.80 | - | 37,426,795.50 | 7,297,322.42 | 17,552,579.09 |
| MOOE | | 19,249,391.20 | 9,276,934.72 | 7,188,695.94 | - | 35,715,021.86 | 13,597,487.11 | 9,453,693.18 |
| FinEx (if Applicable) | | - | - | - | - | - | - | - |
| CO | | 85,000.00 | - | - | - | 85,000.00 | - | - |
| Operations | 3000000000000000 | 374,416,390.13 | 107,717,239.66 | 84,399,031.49 | - | 566,532,661.27 | 196,944,185.09 | 212,807,119.74 |
| OO: Resiliency of communities to disasters improved | | 374,416,390.13 | 107,717,239.66 | 84,399,031.49 | - | 566,532,661.27 | 196,944,185.09 | 212,807,119.74 |
| CIVIL PROTECTION PROGRAM | | 374,416,390.13 | 107,717,239.66 | 84,399,031.49 | - | 566,532,661.27 | 196,944,185.09 | 212,807,119.74 |
| CIVIL DEFENSE ENHANCEMENT SUB-PROGRAM | | 57,058,800.03 | 14,048,493.19 | 24,443,629.38 | - | 95,550,922.60 | 39,813,004.64 | 28,701,499.61 |
| Enhancement, Capacity Development and Mobilization for Civil Defense | 310101100001000 | 57,058,800.03 | 14,048,493.19 | 24,443,629.38 | - | 95,550,922.60 | 39,813,004.64 | 28,701,499.61 |
| PS | | 32,053,608.38 | 24,749,030.66 | 24,237,622.13 | - | 81,040,261.17 | 28,101,139.43 | 28,701,499.61 |
| MOOE | | 25,005,191.65 | (10,700,537.47) | 206,007.25 | - | 14,510,661.43 | 11,711,865.21 | - |
| CO | | - | - | - | - | - | - | - |
| DISASTER RISK REDUCTION AND MANAGEMENT SUB-PROGRAM | 310102100001000 | 159,090,681.80 | 1,709,175.25 | 59,955,402.10 | - | 220,755,259.15 | 84,870,088.15 | 49,509,011.23 |
| Empowering Sectors on DRRM for Resiliency | | 159,090,681.80 | 1,709,175.25 | 59,955,402.10 | - | 220,755,259.15 | 84,870,088.15 | 49,509,011.23 |
| PS | | 35,146,670.12 | 26,950,248.15 | 26,237,972.76 | - | 88,334,891.03 | 27,000,000.00 | 35,096,918.27 |
| MOOE | | 123,944,011.68 | (25,241,072.90) | 33,717,429.34 | - | 132,420,368.12 | 57,870,088.15 | 14,412,092.96 |
| DISASTER MANAGEMENT OPERATIONS | 310103100001000 | 158,266,908.30 | 91,959,571.22 | - | - | 250,226,479.52 | 72,261,092.30 | 134,596,608.90 |
| Disaster Response Operation | | 158,266,908.30 | 91,959,571.22 | - | - | 250,226,479.52 | 72,261,092.30 | 134,596,608.90 |
| MOOE | | 157,976,908.30 | 52,268,091.70 | - | - | 210,245,000.00 | 72,261,092.30 | 122,691,083.70 |
| CO | | 290,000.00 | 39,691,479.52 | - | - | 39,981,479.52 | - | 11,905,525.20 |
| Sub-Total, Operations | | 374,416,390.13 | 107,717,239.66 | 84,399,031.49 | - | 566,532,661.27 | 196,944,185.09 | 212,807,119.74 |
| PS | | 67,200,278.50 | 51,699,278.81 | 50,475,594.90 | - | 169,375,152.20 | 55,101,139.43 | 63,798,417.88 |
| MOOE | | 306,926,111.63 | 16,326,481.33 | 33,923,436.59 | - | 357,176,029.55 | 141,843,045.66 | 137,103,176.66 |
| FinEx (if Applicable) | | - | - | - | - | - | - | - |
| CO | | 290,000.00 | 39,691,479.52 | - | - | 39,981,479.52 | - | 11,905,525.20 |
| Sub-Total I. Agency Specific Budget | | 408,520,478.75 | 128,223,451.66 | 103,015,548.23 | - | 639,759,478.64 | 217,838,994.62 | 239,813,392.01 |

| Particulars | UACS CODE | Obligations | | | | | Disbursements | |
|--|-----------|-----------------------------------|-------------------------------|-------------------------------|------------------------------------|-------------------------|-----------------------------------|-------------------------------|
| | | 1st Quarter Ending March 31 | 2nd Quarter Ending June 30 | 3rd Quarter Ending Sept 30 | 4th Quarter Ending Dec 31 | TOTAL | 1st Quarter Ending March 31 | 2nd Quarter Ending June 30 |
| 1 | 2 | 11 | 12 | 13 | 14 | 15=(11+12+13+14) | 16 | 17 |
| PS | | 81,969,975.92 | 62,928,556.09 | 61,903,415.70 | - | 206,801,947.71 | 62,398,461.85 | 81,350,996.97 |
| MOOE | | 326,175,502.83 | 25,603,416.05 | 41,112,132.53 | - | 392,891,051.41 | 155,440,532.77 | 146,556,869.84 |
| FinEx (if Applicable) | | - | - | - | - | - | - | - |
| CO | | 375,000.00 | 39,691,479.52 | - | - | 40,066,479.52 | - | 11,905,525.20 |
| II. Automatic Appropriations | | 6,186,582.95 | 28,065.05 | (8,413.91) | - | 6,206,234.09 | 3,890,078.05 | 2,084,257.85 |
| Specific Budgets of National Government Agencies | | 6,186,582.95 | 28,065.05 | (8,413.91) | - | 6,206,234.09 | 3,890,078.05 | 2,084,257.85 |
| Retirement and Life Insurance Premiums | | 6,186,582.95 | 28,065.05 | (8,413.91) | - | 6,206,234.09 | 3,890,078.05 | 2,084,257.85 |
| PS | | 6,186,582.95 | 28,065.05 | (8,413.91) | - | 6,206,234.09 | 3,890,078.05 | 2,084,257.85 |
| Sub-Total II. Automatic Appropriations | | 6,186,582.95 | 28,065.05 | (8,413.91) | - | 6,206,234.09 | 3,890,078.05 | 2,084,257.85 |
| PS | | 6,186,582.95 | 28,065.05 | (8,413.91) | - | 6,206,234.09 | 3,890,078.05 | 2,084,257.85 |
| MOOE | | - | - | - | - | - | - | - |
| FinEx (if Applicable) | | - | - | - | - | - | - | - |
| CO | | - | - | - | - | - | - | - |
| III. Special Purpose Fund | | 4,128,753.44 | 523,744,151.79 | 320,779,093.78 | - | 848,651,999.01 | 4,122,753.44 | 83,645,197.01 |
| National Disaster Risk Reduction and Management Fund (Calamity Fund) | | - | 521,998,503.24 | 319,558,072.78 | - | 841,556,576.02 | - | 81,899,548.46 |
| MOOE | | - | 521,998,503.24 | 319,558,072.78 | - | 841,556,576.02 | - | 81,899,548.46 |
| Miscellaneous Personnel Benefit Fund | | 6,000.00 | 1,711,822.19 | 131,000.00 | - | 1,848,822.19 | - | 1,711,822.19 |
| PS | | 6,000.00 | 1,711,822.19 | 131,000.00 | - | 1,848,822.19 | - | 1,711,822.19 |
| Pension and Gratuity Fund | | 4,122,753.44 | 33,826.36 | 1,090,021.00 | - | 5,246,600.80 | 4,122,753.44 | 33,826.36 |
| PS | | 4,122,753.44 | 33,826.36 | 1,090,021.00 | - | 5,246,600.80 | 4,122,753.44 | 33,826.36 |
| Sub-Total III. Special Purpose Fund | | 4,128,753.44 | 523,744,151.79 | 320,779,093.78 | - | 848,651,999.01 | 4,122,753.44 | 83,645,197.01 |
| PS | | 4,128,753.44 | 1,745,648.55 | 1,221,021.00 | - | 7,095,422.99 | 4,122,753.44 | 1,745,648.55 |
| MOOE | | - | 521,998,503.24 | 319,558,072.78 | - | 841,556,576.02 | - | 81,899,548.46 |
| FinEx (if Applicable) | | - | - | - | - | - | - | - |
| CO | | - | - | - | - | - | - | - |
| GRAND TOTAL | | 418,835,815.14 | 651,995,668.50 | 423,786,228.10 | - | 1,494,617,711.74 | 225,851,826.11 | 325,542,846.87 |
| PS | | 92,285,312.31 | 64,702,269.69 | 63,116,022.79 | - | 220,103,604.79 | 70,411,293.34 | 85,180,903.37 |
| MOOE | | 326,175,502.83 | 547,601,919.29 | 360,670,205.31 | - | 1,234,447,627.43 | 155,440,532.77 | 228,456,418.30 |
| CO | | 375,000.00 | 39,691,479.52 | - | - | 40,066,479.52 | - | 11,905,525.20 |

Recapitulation by OO:

| | | | | | | | | |
|---------------------------|--|----------------|----------------|---------------|---|----------------|----------------|----------------|
| I. Agency Specific Budget | | 374,416,390.13 | 107,717,239.66 | 84,399,031.49 | - | 566,532,661.27 | 196,944,185.09 | 212,807,119.74 |
| CIVIL PROTECTION PROGRAM | | 374,416,390.13 | 107,717,239.66 | 84,399,031.49 | - | 566,532,661.27 | 196,944,185.09 | 212,807,119.74 |

Certified Correct:


AQUILINO P. DUGAY

Chief, Budget Section

Date: 2020-10-02 15:27:30.0

Certified Correct:


LALAIN N. BARROGA

Chief, Accounting Section

Date: 2020-10-02 15:27:30.0

Recommending Approval:


CAPT AUGUSTO C. IGLESIA, PN (RET), MBA

OIC, Administrative and Financial Management Service

Date: 2020-10-03 10:46:

Approved By:


USEC RICARDO B. JALAD

Administrator

Date: 2020-10-03 11:17

STATEMENT OF APPROPRIATIONS, ALLOTMENTS, OBLIGATIONS, DISBURSEMENTS AND BALANCES
As at the Quarter Ending September 30, 2020

Department : Department of National Defense (DND)
 Agency : Office of Civil Defense
 Operating Unit : < not applicable >
 Organization Code : 17 004 0000000
 Fund Cluster : Regular Agency Fund

| | |
|---|-----------------------------|
| x | Current Year Appropriations |
| | Supplemental Appropriations |
| | Continuing Appropriations |

(e.g. UACS Fund Cluster: 01-Regular Agency Fund, 02-Foreign Assi:reign Assisted Projects Fund, 03-Special Account-Locally Funded, and 04-Special Account-Foreign Assisted/Foreign Grants Fund)


| Particulars | UACS CODE | Disbursements | | | Balances | | | |
|---|------------------|-------------------------------|---------------------------------|-----------------------|------------------------------|---------------------------|--|------------|
| | | 3rd Quarter Ending Sept 30 | 4th Quarter Ending Dec 31 | TOTAL | Unreleased Appropriations | Unobligated Allotments | Unpaid Obligations (15- 20)=(23+24) | |
| | | 18 | 19 | 20=(16+17+18+19) | | | 21=(5-10) | 22=(10-15) |
| 1 | 2 | 18 | 19 | 20=(16+17+18+19) | 21=(5-10) | 22=(10-15) | 23 | 24 |
| I. Agency Specific Budget | | 153,448,986.21 | - | 611,101,372.84 | - | 254,577,521.36 | 28,658,105.80 | - |
| General Administration and Support | 1000000000000000 | 18,828,578.13 | - | 66,729,659.93 | - | 27,197,182.64 | 6,497,157.43 | - |
| General management and supervision | 100000100001000 | 18,828,578.13 | - | 66,729,659.93 | - | 25,100,995.53 | 6,081,344.54 | - |
| PS | | 11,723,050.11 | - | 36,572,951.62 | - | 9,154,017.39 | 438,030.99 | - |
| MOOE | | 7,020,528.02 | - | 30,071,708.31 | - | 15,656,978.14 | 5,643,313.55 | - |
| CO | | 85,000.00 | - | 85,000.00 | - | 290,000.00 | - | - |
| Administration of Personnel Benefits | 100000100002000 | - | - | - | - | 2,096,187.11 | 415,812.89 | - |
| PS | | - | - | - | - | 2,096,187.11 | 415,812.89 | - |
| Sub-Total, General Administration and Support | | 18,828,578.13 | - | 66,729,659.93 | - | 27,197,182.64 | 6,497,157.43 | - |
| PS | | 11,723,050.11 | - | 36,572,951.62 | - | 11,250,204.50 | 853,843.88 | - |
| MOOE | | 7,020,528.02 | - | 30,071,708.31 | - | 15,656,978.14 | 5,643,313.55 | - |
| FinEx (if Applicable) | | - | - | - | - | - | - | - |
| CO | | 85,000.00 | - | 85,000.00 | - | 290,000.00 | - | - |
| Operations | 3000000000000000 | 134,620,408.08 | - | 544,371,712.91 | - | 227,380,338.73 | 22,160,948.36 | - |
| OO: Resiliency of communities to disasters improved | | 134,620,408.08 | - | 544,371,712.91 | - | 227,380,338.73 | 22,160,948.36 | - |
| CIVIL PROTECTION PROGRAM | | 134,620,408.08 | - | 544,371,712.91 | - | 227,380,338.73 | 22,160,948.36 | - |
| CIVIL DEFENSE ENHANCEMENT SUB-PROGRAM | | 27,036,418.35 | - | 95,550,922.60 | - | 39,607,077.40 | 0.00 | - |
| Enhancement, Capacity Development and Mobilization for Civil Defense | 310101100001000 | 27,036,418.35 | - | 95,550,922.60 | - | 39,607,077.40 | 0.00 | - |
| PS | | 24,237,622.13 | - | 81,040,261.17 | - | 19,213,738.83 | 0.00 | - |
| MOOE | | 2,798,796.22 | - | 14,510,661.43 | - | 20,393,338.57 | - | - |
| CO | | - | - | - | - | - | - | - |
| DISASTER RISK REDUCTION AND MANAGEMENT SUB-PROGRAM | 310102100001000 | 69,876,890.86 | - | 204,255,990.24 | - | 187,757,740.85 | 16,499,268.91 | - |
| Empowering Sectors on DRRM for Resiliency | | 69,876,890.86 | - | 204,255,990.24 | - | 187,757,740.85 | 16,499,268.91 | - |
| PS | | 26,237,972.76 | - | 88,334,891.03 | - | 21,882,108.97 | (0.00) | - |
| MOOE | | 43,638,918.10 | - | 115,921,099.21 | - | 165,875,631.88 | 16,499,268.91 | - |
| DISASTER MANAGEMENT OPERATIONS | 310103100001000 | 37,707,098.87 | - | 244,564,800.07 | - | 15,520.48 | 5,661,679.45 | - |
| Disaster Response Operation | | 37,707,098.87 | - | 244,564,800.07 | - | 15,520.48 | 5,661,679.45 | - |
| MOOE | | 9,663,411.35 | - | 204,615,587.35 | - | - | 5,629,412.65 | - |
| CO | | 28,043,687.52 | - | 39,949,212.72 | - | 15,520.48 | 32,266.80 | - |
| Sub-Total, Operations | | 134,620,408.08 | - | 544,371,712.91 | - | 227,380,338.73 | 22,160,948.36 | - |
| PS | | 50,475,594.89 | - | 169,375,152.20 | - | 41,095,847.80 | 0.00 | - |
| MOOE | | 56,101,125.67 | - | 335,047,347.99 | - | 186,268,970.45 | 22,128,681.56 | - |
| FinEx (if Applicable) | | - | - | - | - | - | - | - |
| CO | | 28,043,687.52 | - | 39,949,212.72 | - | 15,520.48 | 32,266.80 | - |
| Sub-Total I. Agency Specific Budget | | 153,448,986.21 | - | 611,101,372.84 | - | 254,577,521.36 | 28,658,105.80 | - |

| Particulars | UACS CODE | Disbursements | | | Balances | | | |
|--|-----------|-------------------------------|---------------------------------|-------------------------|------------------------------|---------------------------|--|-------------------------------|
| | | 3rd Quarter Ending Sept 30 | 4th Quarter Ending Dec 31 | TOTAL | Unreleased Appropriations | Unobligated Allotments | Unpaid Obligations (15- 20)=(23+24) | |
| | | | | | | | Due and Demandable | Not Yet Due and Demandable |
| 1 | 2 | 18 | 19 | 20=(16+17+18+19) | 21=(5-10) | 22=(10-15) | 23 | 24 |
| PS | | 62,198,645.00 | - | 205,948,103.82 | - | 52,346,052.29 | 853,843.89 | - |
| MOOE | | 63,121,653.69 | - | 365,119,056.30 | - | 201,925,948.59 | 27,771,995.11 | - |
| FinEx (if Applicable) | | - | - | - | - | - | - | - |
| CO | | 28,128,687.52 | - | 40,034,212.72 | - | 305,520.48 | 32,266.80 | - |
| II. Automatic Appropriations | | 125,588.92 | - | 6,099,924.82 | - | 8,413.91 | 106,309.27 | - |
| Specific Budgets of National Government Agencies | | 125,588.92 | - | 6,099,924.82 | - | 8,413.91 | 106,309.27 | - |
| Retirement and Life Insurance Premiums | | 125,588.92 | - | 6,099,924.82 | - | 8,413.91 | 106,309.27 | - |
| PS | | 125,588.92 | - | 6,099,924.82 | - | 8,413.91 | 106,309.27 | - |
| Sub-Total II. Automatic Appropriations | | 125,588.92 | - | 6,099,924.82 | - | 8,413.91 | 106,309.27 | - |
| PS | | 125,588.92 | - | 6,099,924.82 | - | 8,413.91 | 106,309.27 | - |
| MOOE | | - | - | - | - | - | - | - |
| FinEx (if Applicable) | | - | - | - | - | - | - | - |
| CO | | - | - | - | - | - | - | - |
| III. Special Purpose Fund | | 471,353,098.68 | - | 559,121,049.13 | - | 63,528,072.99 | 289,530,949.88 | - |
| National Disaster Risk Reduction and Management Fund (Calamity Fund) | | 470,132,077.68 | - | 552,031,626.14 | - | 50,582,911.98 | 289,524,949.88 | - |
| MOOE | | 470,132,077.68 | - | 552,031,626.14 | - | 50,582,911.98 | 289,524,949.88 | - |
| Miscellaneous Personnel Benefit Fund | | 131,000.00 | - | 1,842,822.19 | - | 12,945,157.81 | 6,000.00 | - |
| PS | | 131,000.00 | - | 1,842,822.19 | - | 12,945,157.81 | 6,000.00 | - |
| Pension and Gratuity Fund | | 1,090,021.00 | - | 5,246,600.80 | - | 3.20 | - | - |
| PS | | 1,090,021.00 | - | 5,246,600.80 | - | 3.20 | - | - |
| Sub-Total III. Special Purpose Fund | | 471,353,098.68 | - | 559,121,049.13 | - | 63,528,072.99 | 289,530,949.88 | - |
| PS | | 1,221,021.00 | - | 7,089,422.99 | - | 12,945,161.01 | 6,000.00 | - |
| MOOE | | 470,132,077.68 | - | 552,031,626.14 | - | 50,582,911.98 | 289,524,949.88 | - |
| FinEx (if Applicable) | | - | - | - | - | - | - | - |
| CO | | - | - | - | - | - | - | - |
| GRAND TOTAL | | 624,927,673.81 | - | 1,176,322,346.79 | - | 318,114,008.26 | 318,295,364.95 | - |
| PS | | 63,545,254.92 | - | 219,137,451.63 | - | 65,299,627.21 | 966,153.16 | - |
| MOOE | | 533,253,731.37 | - | 917,150,682.44 | - | 252,508,860.57 | 317,296,944.99 | - |
| CO | | 28,128,687.52 | - | 40,034,212.72 | - | 305,520.48 | 32,266.80 | - |


Recapitulation by OO:

| | | | | | | | |
|---------------------------|----------------|---|----------------|---|----------------|---------------|---|
| I. Agency Specific Budget | 134,620,408.08 | - | 544,371,712.91 | - | 227,380,338.73 | 22,160,948.36 | - |
| CIVIL PROTECTION PROGRAM | 134,620,408.08 | - | 544,371,712.91 | - | 227,380,338.73 | 22,160,948.36 | - |


Certified Correct:


AQUILINO R. DUCAY
 Chief, Budget Section
 Date: 2020-10-02 15:27:30.0


Certified Correct:


LALAIN N. BARROGA
 Chief, Accounting Section
 Date: 2020-10-02 15:27:30.0

Recommending Approval:


CAPT AUGUSTO C. IGLESIA, PN (RET), MBA
 Director, Administrative and Financial Management Service
 Date: 2020-10-03 10:46:

Approved By:


USEC RICARDO B. JALAD
 Administrator
 Date: 2020-10-03 11:17

STATEMENT OF APPROPRIATIONS, ALLOTMENTS, OBLIGATIONS, DISBURSEMENTS AND BALANCES
As at the Quarter Ending September 30, 2020

Department : Department of National Defense (DND)
 Agency : Office of Civil Defense
 Operating Unit : < not applicable >
 Organization Code : 17 004 0000000
 Fund Cluster : Regular Agency Fund


| | |
|---|-----------------------------|
| | Current Year Appropriations |
| | Supplemental Appropriations |
| x | Continuing Appropriations |

(e.g. UACS Fund Cluster: 01-Regular Agency Fund, 02-Foreign Assisted Projects Fund, 03-Special Account-Locally Funded, and 04-Special Account-Foreign Assisted/Foreign Grants Fund)


| Particulars | UACS CODE | Appropriations | | | Allotments | | | | |
|--|------------------|---------------------------|--|-------------------------|-----------------------|--|-------------|---------------|-----------------------|
| | | Authorized Appropriations | Adjustments (Transfer To/From, Modifications/ Augmentations) | Adjusted Appropriations | Allotments Received | Adjustments (Transfer To/From, Modifications/ Augmentations) | Transfer to | Transfer From | Adjusted Allotments |
| 1 | 2 | 3 | 4 | 5=(3+4) | 6 | 7 | 8 | 9 | 10=[{6+(-)7}-8+9] |
| I. Continuing Appropriations | | 511,043,369.63 | 33,827.00 | 511,077,196.63 | 511,077,196.63 | - | - | - | 511,077,196.63 |
| General Administration and Support | 1000000000000000 | 3,025,740.48 | - | 3,025,740.48 | 3,025,740.48 | - | - | - | 3,025,740.48 |
| General management and supervision | 100000100001000 | 3,025,740.48 | - | 3,025,740.48 | 3,025,740.48 | - | - | - | 3,025,740.48 |
| MOOE | | 3,025,740.48 | - | 3,025,740.48 | 3,025,740.48 | - | - | - | 3,025,740.48 |
| Administration of Personnel Benefits | | - | 33,827.00 | 33,827.00 | 33,827.00 | - | - | - | 33,827.00 |
| PS | | - | 33,827.00 | 33,827.00 | 33,827.00 | - | - | - | 33,827.00 |
| Sub-Total, General Administration and Support | | 3,025,740.48 | 33,827.00 | 3,059,567.48 | 3,059,567.48 | - | - | - | 3,059,567.48 |
| PS | | - | 33,827.00 | 33,827.00 | 33,827.00 | - | - | - | 33,827.00 |
| MOOE | | 3,025,740.48 | - | 3,025,740.48 | 3,025,740.48 | - | - | - | 3,025,740.48 |
| FinEx (if Applicable) | | - | - | - | - | - | - | - | - |
| CO | | - | - | - | - | - | - | - | - |
| Operations | 3000000000000000 | 508,017,629.15 | - | 508,017,629.15 | 508,017,629.15 | - | - | - | 508,017,629.15 |
| OO: Resiliency of communities to disasters improved | | 508,017,629.15 | - | 508,017,629.15 | 508,017,629.15 | - | - | - | 508,017,629.15 |
| CIVIL PROTECTION PROGRAM | | 508,017,629.15 | - | 508,017,629.15 | 508,017,629.15 | - | - | - | 508,017,629.15 |
| CIVIL DEFENSE ENHANCEMENT SUB-PROGRAM | | 8,588,218.96 | - | 8,588,218.96 | 8,588,218.96 | - | - | - | 8,588,218.96 |
| Enhancement, Capacity Development and Mobilization for Civil Defense | 310101100001000 | 8,588,218.96 | - | 8,588,218.96 | 8,588,218.96 | - | - | - | 8,588,218.96 |
| MOOE | | 3,570,238.96 | - | 3,570,238.96 | 3,570,238.96 | - | - | - | 3,570,238.96 |
| CO | | 5,017,980.00 | - | 5,017,980.00 | 5,017,980.00 | - | - | - | 5,017,980.00 |
| DISASTER RISK REDUCTION AND MANAGEMENT SUB-PROGRAM | 310102100001000 | 251,036,708.04 | - | 251,036,708.04 | 251,036,708.04 | - | - | - | 251,036,708.04 |
| Empowering Sectors on DRRM for Resiliency | | 251,036,708.04 | - | 251,036,708.04 | 251,036,708.04 | - | - | - | 251,036,708.04 |
| MOOE | | 18,313,163.04 | - | 18,313,163.04 | 18,313,163.04 | - | - | - | 18,313,163.04 |
| CO | | 232,723,545.00 | - | 232,723,545.00 | 232,723,545.00 | - | - | - | 232,723,545.00 |
| DISASTER MANAGEMENT OPERATIONS | 310103100001000 | 248,392,702.15 | - | 248,392,702.15 | 248,392,702.15 | - | - | - | 248,392,702.15 |
| Disaster Response Operation | | 248,392,702.15 | - | 248,392,702.15 | 248,392,702.15 | - | - | - | 248,392,702.15 |
| MOOE | | 14,166,304.42 | 128,091,703.00 | 142,258,007.42 | 14,166,304.42 | 128,091,703.00 | - | - | 142,258,007.42 |
| CO | | 234,226,397.73 | (128,091,703.00) | 106,134,694.73 | 234,226,397.73 | (128,091,703.00) | - | - | 106,134,694.73 |
| Sub-Total, Operations | | 508,017,629.15 | - | 508,017,629.15 | 508,017,629.15 | - | - | - | 508,017,629.15 |
| PS | | - | - | - | - | - | - | - | - |
| MOOE | | 36,049,706.42 | 128,091,703.00 | 164,141,409.42 | 36,049,706.42 | 128,091,703.00 | - | - | 164,141,409.42 |
| FinEx (if Applicable) | | - | - | - | - | - | - | - | - |
| CO | | 471,967,922.73 | (128,091,703.00) | 343,876,219.73 | 471,967,922.73 | (128,091,703.00) | - | - | 343,876,219.73 |
| Sub-Total I. Agency Specific Budget | | 511,043,369.63 | 33,827.00 | 511,077,196.63 | 511,077,196.63 | - | - | - | 511,077,196.63 |
| PS | | - | 33,827.00 | 33,827.00 | 33,827.00 | - | - | - | 33,827.00 |
| MOOE | | 39,075,446.90 | 128,091,703.00 | 167,167,149.90 | 39,075,446.90 | 128,091,703.00 | - | - | 167,167,149.90 |
| FinEx (if Applicable) | | - | - | - | - | - | - | - | - |

| Particulars | UACS CODE | Appropriations | | | Allotments | | | | |
|--------------------|-----------|---------------------------|--|-------------------------|-----------------------|--|-------------|---------------|-----------------------|
| | | Authorized Appropriations | Adjustments (Transfer To/From, Modifications/ Augmentations) | Adjusted Appropriations | Allotments Received | Adjustments (Transfer To/From, Modifications/ Augmentations) | Transfer to | Transfer From | Adjusted Allotments |
| 1 | 2 | 3 | 4 | 5=(3+4) | 6 | 7 | 8 | 9 | 10=[{6+(-)7}-8+9] |
| CO | | 471,967,922.73 | (128,091,703.00) | 343,876,219.73 | 471,967,922.73 | (128,091,703.00) | - | - | 343,876,219.73 |
| GRAND TOTAL | | 511,043,369.63 | 33,827.00 | 511,077,196.63 | 511,077,196.63 | - | - | - | 511,077,196.63 |
| PS | | - | 33,827.00 | 33,827.00 | 33,827.00 | - | - | - | 33,827.00 |
| MOOE | | 39,075,446.90 | 128,091,703.00 | 167,167,149.90 | 39,075,446.90 | 128,091,703.00 | - | - | 167,167,149.90 |
| CO | | 471,967,922.73 | (128,091,703.00) | 343,876,219.73 | 471,967,922.73 | (128,091,703.00) | - | - | 343,876,219.73 |


Certified Correct:


AQUILINO P. DUCAY
 Chief, Budget Section
 Date: 2020-10-02 15:27:30.0


Certified Correct:


LALA N. BARROGA
 Chief, Accounting Section
 Date: 2020-10-02 15:27:30.0

Recommending Approval:


CAPT AUGUSTO C. IGLESIA, PN (RET), MBA
 OIC, Administrative and Financial Management Service
 Date: 2020-10-03 10:46:

Approved By:


USEC RICARDO B. JALAD
 Administrator
 Date: 2020-10-03 11:17

STATEMENT OF APPROPRIATIONS, AIPPROPRIATIONS, ALLOTMENTS, OBLIGATIONS, DISBURSEMENTS AND BALANCES
As at the the Quarter Ending September 30, 2020

Department : Department of National Defense (DND)
 Agency : Office of Civil Defense
 Operating Unit : < not applicable >
 Organization Code : 17 004 0000000
 Fund Cluster : Regular Agency Fund


| | |
|---|-----------------------------|
| | Current Year Appropriations |
| | Supplemental Appropriations |
| x | Continuing Appropriations |

(e.g. UACS Fund Cluster: 01-Regular Agency Fund, 02-Foreign Assittd Projects Fund, 03-Special Account-Locally Funded, and 04-Special Account-Foreign Assisted/Foreign Grants Fund)


| Particulars | UACS CODE | Obligations | | | | | Disbursements | | |
|---|------------------|-----------------------------------|-------------------------------|-------------------------------|------------------------------------|-----------------------|-----------------------------------|-------------------------------|----------------------------------|
| | | 1st Quarter Ending March 31 | 2nd Quarter Ending June 30 | 3rd Quarter Ending Sept 30 | 4th Quarter Ending Dec 31 | TOTAL | 1st Quarter Ending March 31 | 2nd Quarter Ending June 30 | 3rd Quarter Ending Sept 30 |
| 1 | 2 | 11 | 12 | 13 | 14 | 5=(11+12+13+14) | 16 | 17 | 18 |
| I. Continuing Appropriations | | 59,938,983.90 | 207,992,151.46 | 128,702,974.60 | - | 396,634,109.96 | 16,049,356.16 | 128,555,288.21 | 7,215,689.83 |
| General Administration and Support | 1000000000000000 | 784,821.14 | 433,826.36 | - | - | 1,184,821.14 | 670,622.14 | 403,884.00 | - |
| General management and supervision | 100000100001000 | 784,821.14 | 400,000.00 | - | - | 1,184,821.14 | 670,622.14 | 403,884.00 | - |
| MOOE | | 784,821.14 | 400,000.00 | - | - | 1,184,821.14 | 670,622.14 | 403,884.00 | - |
| Administration of Personnel Benefits | | - | 33,826.36 | - | - | 33,826.36 | - | 33,826.36 | - |
| PS | | - | 33,826.36 | - | - | 33,826.36 | - | 33,826.36 | - |
| Sub-Total, General Administration and Support | | 784,821.14 | 433,826.36 | - | - | 1,218,647.50 | 670,622.14 | 437,710.36 | - |
| PS | | - | 33,826.36 | - | - | 33,826.36 | - | 33,826.36 | - |
| MOOE | | 784,821.14 | 400,000.00 | - | - | 1,184,821.14 | 670,622.14 | 403,884.00 | - |
| FinEx (if Applicable) | | - | - | - | - | - | - | - | - |
| CO | | - | - | - | - | - | - | - | - |
| Operations | 3000000000000000 | 59,154,162.76 | 207,558,325.10 | 128,702,974.60 | - | 395,415,462.46 | 15,378,734.02 | 128,117,577.85 | 7,215,689.83 |
| OO: Resiliency of communities to disasters improved | | 59,154,162.76 | 207,558,325.10 | 128,702,974.60 | - | 395,415,462.46 | 15,378,734.02 | 128,117,577.85 | 7,215,689.83 |
| CIVIL PROTECTION PROGRAM | | 59,154,162.76 | 207,558,325.10 | 128,702,974.60 | - | 395,415,462.46 | 15,378,734.02 | 128,117,577.85 | 7,215,689.83 |
| CIVIL DEFENSE ENHANCEMENT SUB-PROGRAM | | 119,334.98 | 27,016.61 | - | - | 146,351.59 | 117,535.98 | - | - |
| Enhancement, Capacity Development and Mobilization for Civil Defense | 310101100001000 | 119,334.98 | 27,016.61 | - | - | 146,351.59 | 117,535.98 | - | - |
| MOOE | | 119,334.98 | 27,016.61 | - | - | 146,351.59 | 117,535.98 | - | - |
| CO | | - | - | - | - | - | - | - | - |
| DISASTER RISK REDUCTION AND MANAGEMENT SUB-PROGRAM | 310102100001000 | 7,932,227.92 | 76,459,558.99 | 75,779,298.49 | - | 160,171,085.40 | 1,455,278.04 | 66,328.35 | 1,860,025.49 |
| Empowering Sectors on DRRM for Resiliency | | 7,932,227.92 | 76,459,558.99 | 75,779,298.49 | - | 160,171,085.40 | 1,455,278.04 | 66,328.35 | 1,860,025.49 |
| MOOE | | 2,289,233.92 | 982,634.99 | 779,298.49 | - | 4,051,167.40 | 1,455,278.04 | 66,328.35 | 1,860,025.49 |
| CO | | 5,642,994.00 | 75,476,924.00 | 75,000,000.00 | - | 156,119,918.00 | - | - | - |
| DISASTER MANAGEMENT OPERATIONS | 310103100001000 | 51,102,599.86 | 131,071,749.50 | 52,923,676.11 | - | 235,098,025.47 | 13,805,920.00 | 128,051,249.50 | 5,355,664.34 |
| Disaster Response Operation | | 51,102,599.86 | 131,071,749.50 | 52,923,676.11 | - | 235,098,025.47 | 13,805,920.00 | 128,051,249.50 | 5,355,664.34 |
| MOOE | | 11,185,920.00 | 131,071,749.50 | - | - | 142,257,669.50 | 11,185,920.00 | 128,051,249.50 | 20,500.00 |
| CO | | 39,916,679.86 | - | 52,923,676.11 | - | 92,840,355.97 | 2,620,000.00 | - | 5,335,164.34 |
| Sub-Total, Operations | | 59,154,162.76 | 207,558,325.10 | 128,702,974.60 | - | 395,415,462.46 | 15,378,734.02 | 128,117,577.85 | 7,215,689.83 |
| PS | | - | - | - | - | - | - | - | - |
| MOOE | | 13,594,488.90 | 132,081,401.10 | 779,298.49 | - | 146,455,188.49 | 12,758,734.02 | 128,117,577.85 | 1,880,525.49 |
| FinEx (if Applicable) | | - | - | - | - | - | - | - | - |
| CO | | 45,559,673.86 | 75,476,924.00 | 127,923,676.11 | - | 248,960,273.97 | 2,620,000.00 | - | 5,335,164.34 |
| Sub-Total I. Agency Specific Budget | | 59,938,983.90 | 207,992,151.46 | 128,702,974.60 | - | 396,634,109.96 | 16,049,356.16 | 128,555,288.21 | 7,215,689.83 |
| PS | | - | 33,826.36 | - | - | 33,826.36 | - | 33,826.36 | - |
| MOOE | | 14,379,310.04 | 132,481,401.10 | 779,298.49 | - | 147,640,009.63 | 13,429,356.16 | 128,521,461.85 | 1,880,525.49 |
| FinEx (if Applicable) | | - | - | - | - | - | - | - | - |

| Particulars | UACS CODE | Obligations | | | | | Disbursements | | |
|--------------------|-----------|-----------------------------------|-------------------------------|-------------------------------|------------------------------------|-----------------------|-----------------------------------|-------------------------------|----------------------------------|
| | | 1st Quarter Ending March 31 | 2nd Quarter Ending June 30 | 3rd Quarter Ending Sept 30 | 4th Quarter Ending Dec 31 | TOTAL | 1st Quarter Ending March 31 | 2nd Quarter Ending June 30 | 3rd Quarter Ending Sept 30 |
| 1 | 2 | 11 | 12 | 13 | 14 | 5=(11+12+13+14 | 16 | 17 | 18 |
| CO | | 45,559,673.86 | 75,476,924.00 | 127,923,676.11 | - | 248,960,273.97 | 2,620,000.00 | - | 5,335,164.34 |
| GRAND TOTAL | | 59,938,983.90 | 207,992,151.46 | 128,702,974.60 | - | 396,634,109.96 | 16,049,356.16 | 128,555,288.21 | 7,215,689.83 |
| PS | | - | 33,826.36 | - | - | 33,826.36 | - | 33,826.36 | - |
| MOOE | | 14,379,310.04 | 132,481,401.10 | 779,298.49 | - | 147,640,009.63 | 13,429,356.16 | 128,521,461.85 | 1,880,525.49 |
| CO | | 45,559,673.86 | 75,476,924.00 | 127,923,676.11 | - | 248,960,273.97 | 2,620,000.00 | - | 5,335,164.34 |


Certified Correct:


AQUILINO P. DUCAY
 Chief, Budget Section
 Date: 2020-10-02 15:27:30.0


Certified Correct:


LALAIN N. BARROGA
 Chief, Accounting Section
 Date: 2020-10-02 15:27:30.0

Recommending Approval:


CAPT AUGUSTO C. IGLESIA, PN (RET), MBA
 OIC, Administrative and Financial Management Service
 Date: 2020-10-03 10:46:

Approved By:


USEC RICARDO B. JALAD
 Administrator
 Date: 2020-10-03 11:17

STATEMENT OF APPROPRIATIONS, AIPPROPRIATIONS, ALLOTMENTS, OBLIGATIONS, DISBURSEMENTS AND BALANCES
As at the the Quarter Ending September 30, 2020


Department : Department of National Defense (DND)
 Agency : Office of Civil Defense
 Operating Unit : < not applicable >
 Organization Code : 17 004 0000000
 Fund Cluster : Regular Agency Fund
 (e.g. UACS Fund Cluster: 01-Regular Agency Fund, 02-Foreign Assisted Projects Fund, 03-Special Account-Locally Funded, and 04-Special Account-Foreign Assisted/Foreign Grants Fund)

| | |
|---|-----------------------------|
| | Current Year Appropriations |
| | Supplemental Appropriations |
| x | Continuing Appropriations |


| Particulars | UACS CODE | Disbursements | | Balances | | | |
|---|------------------|------------------------------|-----------------------|------------------------------|---------------------------|------------------------------------|----------------------------|
| | | 4th Quarter Ending Dec 31 | TOTAL | Unreleased Appropriations | Unobligated Allotments | Unpaid Obligations (15-20)=(23+24) | |
| | | | | | | Due and Demandable | Not Yet Due and Demandable |
| 1 | 2 | 19 | 20=(16+17+18+19) | 21=(5-10) | 22=(10-15) | 23 | 24 |
| I. Continuing Appropriations | | - | 151,820,334.20 | - | 114,443,086.67 | 30,712,035.74 | 214,101,740.02 |
| General Administration and Support | 1000000000000000 | - | 1,074,506.14 | - | 1,840,919.98 | 110,315.00 | - |
| General management and supervision | 100000100001000 | - | 1,074,506.14 | - | 1,840,919.34 | 110,315.00 | - |
| MOOE | | - | 1,074,506.14 | - | 1,840,919.34 | 110,315.00 | - |
| Administration of Personnel Benefits | | - | 33,826.36 | - | 0.64 | - | - |
| PS | | - | 33,826.36 | - | 0.64 | - | - |
| Sub-Total, General Administration and Support | | - | 1,108,332.50 | - | 1,840,919.98 | 110,315.00 | - |
| PS | | - | 33,826.36 | - | 0.64 | - | - |
| MOOE | | - | 1,074,506.14 | - | 1,840,919.34 | 110,315.00 | - |
| FinEx (if Applicable) | | - | - | - | - | - | - |
| CO | | - | - | - | - | - | - |
| Operations | 3000000000000000 | - | 150,712,001.70 | - | 35,998,539.69 | 30,601,720.74 | 214,101,740.02 |
| OO: Resiliency of communities to disasters improved | | - | 150,712,001.70 | - | 35,998,539.69 | 30,601,720.74 | 214,101,740.02 |
| CIVIL PROTECTION PROGRAM | | - | 150,712,001.70 | - | 35,998,539.69 | 30,601,720.74 | 214,101,740.02 |
| CIVIL DEFENSE ENHANCEMENT SUB-PROGRAM | | - | 117,535.98 | - | 8,441,867.37 | 28,815.61 | - |
| Enhancement, Capacity Development and Mobilization for Civil Defense | 310101100001000 | - | 117,535.98 | - | 8,441,867.37 | 28,815.61 | - |
| MOOE | | - | 117,535.98 | - | 3,423,887.37 | 28,815.61 | - |
| CO | | - | - | - | 5,017,980.00 | - | - |
| DISASTER RISK REDUCTION AND MANAGEMENT SUB-PROGRAM | 310102100001000 | - | 3,381,631.88 | - | 14,261,995.64 | 669,535.52 | 156,119,918.00 |
| Empowering Sectors on DRRM for Resiliency | | - | 3,381,631.88 | - | 14,261,995.64 | 669,535.52 | 156,119,918.00 |
| MOOE | | - | 3,381,631.88 | - | 14,261,995.64 | 669,535.52 | - |
| CO | | - | - | - | 76,603,627.00 | - | 156,119,918.00 |
| DISASTER MANAGEMENT OPERATIONS | 310103100001000 | - | 147,212,833.84 | - | 13,294,676.68 | 29,903,369.61 | 57,981,822.02 |
| Disaster Response Operation | | - | 147,212,833.84 | - | 13,294,676.68 | 29,903,369.61 | 57,981,822.02 |
| MOOE | | - | 139,257,669.50 | - | 337.92 | 3,000,000.00 | - |
| CO | | - | 7,955,164.34 | - | 13,294,338.76 | 26,903,369.61 | 57,981,822.02 |
| Sub-Total, Operations | | - | 150,712,001.70 | - | 112,602,166.69 | 30,601,720.74 | 214,101,740.02 |
| PS | | - | - | - | - | - | - |
| MOOE | | - | 142,756,837.36 | - | 17,686,220.93 | 3,698,351.13 | - |
| FinEx (if Applicable) | | - | - | - | - | - | - |
| CO | | - | 7,955,164.34 | - | 94,915,945.76 | 26,903,369.61 | 214,101,740.02 |
| Sub-Total I. Agency Specific Budget | | - | 151,820,334.20 | - | 114,443,086.67 | 30,712,035.74 | 214,101,740.02 |
| PS | | - | 33,826.36 | - | 0.64 | - | - |
| MOOE | | - | 143,831,343.50 | - | 19,527,140.27 | 3,808,666.13 | - |
| FinEx (if Applicable) | | - | - | - | - | - | - |

| Particulars | UACS CODE | Disbursements | | Balances | | | |
|--------------------|-----------|------------------------------|-----------------------|------------------------------|---------------------------|------------------------------------|----------------------------|
| | | 4th Quarter Ending Dec 31 | TOTAL | Unreleased Appropriations | Unobligated Allotments | Unpaid Obligations (15-20)=(23+24) | |
| | | | | | | Due and Demandable | Not Yet Due and Demandable |
| 1 | 2 | 19 | 20=(16+17+18+19) | 21=(5-10) | 22=(10-15) | 23 | 24 |
| CO | | - | 7,955,164.34 | - | 94,915,945.76 | 26,903,369.61 | 214,101,740.02 |
| GRAND TOTAL | | - | 151,820,334.20 | - | 114,443,086.67 | 30,712,035.74 | 214,101,740.02 |
| PS | | - | 33,826.36 | - | 0.64 | - | - |
| MOOE | | - | 143,831,343.50 | - | 19,527,140.27 | 3,808,666.13 | - |
| CO | | - | 7,955,164.34 | - | 94,915,945.76 | 26,903,369.61 | 214,101,740.02 |


Certified Correct:


AQUILINO P. DUCAY
 Chief, Budget Section
 Date: 2020-10-02 15:27:30.0


Certified Correct:


LALAIN N. BARROGA
 Chief, Accounting Section
 Date: 2020-10-02 15:27:30.0

Recommending Approval:


CAPT AUGUSTO C. IGLESIA, PN (RET), MBA
 OIC, Administrative and Financial Management Service
 Date: 2020-10-03 10:46:

Approved By:


USEC RICARDO B. JALAD
 Administrator
 Date: 2020-10-03 11:17 3