

QUARTERLY PHYSICAL REPORT OF OPERATION
As of December 31, 2017

BAR No. 1

Department : DEPARTMENT OF NATIONAL DEFENSE
Agency : OFFICE OF CIVIL DEFENSE
Operating Unit :
Organization Code (UACS) :

X	Current Year Appropriations
	Supplemental Appropriations
	Continuing Appropriations
	Off-Budget Accounts

Particulars (1)	UACS CODE (2)	Physical Target					Physical Accomplishments					Variance as of December 31, 2017 (13)	REMARKS (14)
		1st Quarter (3)	2nd Quarter (4)	3rd Quarter (5)	4th Quarter (6)	Total (7)	1st Quarter (8)	2nd Quarter (9)	3rd Quarter (10)	4th Quarter (11)	Total (12)		
Part A													
I. Operations													
MFO 1: Disaster Risk Reduction and Management Policy Services													
Performance Indicator no. 1 - Number of disaster risk management policies and plan developed and issued or reviewed, updated and disseminated		6	6	8	7	29	2	5	4	18	29	0	Policies, Plans or Guidelines developed include the following: (1) The Implan for Black Nazarene Traslacion; (2) The NDRRM Fund Guidelines; (3) The National Contingency Plan for 7.2 Magnitude EQ; (4) The Training Information Management System User's Manual; (5) The New DRRM Training Course Design; (6) The Program Objective Memorandum; (7) The Dev't of the National Training Plan; (8) The DRRM Communication Advocacy Plan for NDRRMC members; (9) The Enhancement of the NDRP for (10) Hydro-Metrological Hazards, (11) Earthquake and (12) Tsunami; (13) The Consequence to Management for Terrorism-Related Incidents; (14) The JTGEPR Strategic Action Plan; (15) The IMPLAN for the conduct of the 31st ASEAN Summit 2017; (16) The Freedom of Information Manual; (17) The Philippine International Humanitarian Assistance; (18) The Gawad KALASAG National Guidelines; (19) The Contingency Plan for Earthquake. The OCD Regional Offices formulated the ff: (20) CP for Human-Induced Hazards by OCDRO1; (21) The CP for human-induced hazard by OCDRO MIMAROPA; (22) The Review of RDRRM Plan 2013-2016 for Bicol Region; (23) The SOP for EOC for Region 7; (24) The Regional CP for EQ; (25) The Implementing Guidelines and Procedures for Search, Rescue and Retrieval for Region 2; (26) The Review/Updating of Regional Contingency Plan for IDPs due to Armed Conflict for OCD RO12; (27) The OCD Regional Offices 1, MIMAROPA, and 10 reviewed their RDRRM Plan 2017-2020. The OCD RO10 formulated (28) RDRR for Hydromet; (29) The Formulation of Regional RETT Guidelines for Regional and Provincial RETT members by OCD CARAGA.
Performance Indicator no. 2 - Percentage of stakeholders who rate the policies and plans as satisfactory or better		70%	70%	70%	70%	70%	80%	94%	70%	90%			Participants' feedback on the evaluation sheets after the workshops indicates a rating from satisfactory to very satisfactory.
Performance Indicator no. 3 - Percentage of policies and plans developed and issued or reviewed, updated and disseminated in the last three (3) years		70%	70%	70%	70%	70%	85%	94%	70%	90%			
Performance Indicator no. 4 - Number of persons provided with disaster risk management reduction training		3600	3600	3600	3600	14400	1268	3823	4633	3652	19376	1,024	DRRM priority trainings conducted for the quarter include: a) Contingency Planning Formulation and Review, b) RDANA training, c) PDNA training, d)PDRA Orientations, e) ICS training and ICS Basic Executive Course, f) ICS on Integrated Planning Course, g) Position Course on ICS, h) AHIMT Training, j) CBDRRM training/TOT, k) Basic DRRM Training, l) Pilot Testing of EOC Training Course Design, and m) other DRRM trainings. These have been actively implemented by the 17 regional offices and the Capacity Building and Training Service through the participation with the R/P/M/C DRRMC members and other significant stakeholders and sectors.
Performance Indicator no. 5 - Number of training days		295	296	295	295	1181	97	317	390	305	1109	72	Total actual number of training days based on the conducted trainings.
Performance Indicator no. 6 - Percentage of trainees who rate the quality of training as		70%	70%	70%	70%	70%	85%	97%	92%	92%			Participants' feedback on the evaluation sheets after training proper rated from satisfactory to very satisfactory on the said activities.

QUARTERLY PHYSICAL REPORT OF OPERATION
As of December 31, 2017

BAR No. 1

Department : DEPARTMENT OF NATIONAL DEFENSE
Agency : OFFICE OF CIVIL DEFENSE
Operating Unit :
Organization Code (UACS) :

X	Current Year Appropriations
	Supplemental Appropriations
	Continuing Appropriations
	Off-Budget Accounts

Particulars (1)	UACS CODE (2)	Physical Target					Physical Accomplishments					Variance as of December 31, 2017 (13)	REMARKS (14)
		1st Quarter (3)	2nd Quarter (4)	3rd Quarter (5)	4th Quarter (6)	Total (7)	1st Quarter (8)	2nd Quarter (9)	3rd Quarter (10)	4th Quarter (11)	Total (12)		
Performance Indicator no. 7 - Number of assignments for technical advisory assistance undertaken		324	324	324	324	1296	145	705	412	178	1441	(145)	Technical assistance rendered to various key stakeholders and educational institutions to help increase knowledge on DRRM programs and initiatives and provide participants full understanding on the institutional mechanism of DRRM initiatives. These include the Quarterly Full Council NDRRMC and other special meetings, NSED lead by the OCD Offices and engagement on foreign conference/meetings. To name a few like 11th SDMOF APEC 2017, APEC Symposium, UN CM-Coord Course, Young Leaders Forum in DRR, 3rd Humanitarian Networks and Partnerships, ASEAN-US Workshop on Information and Communications Technologies Solutions for Disaster Management, DELSA Stockpile and ASEAN Regional Disaster Impacts Database and the ASEAN Disaster Risk Financing and Insurance Partnership Forum, 2017 GPDRR to which Usec Jalad was the Head of Delegation, and ISDR Asia Partnership Meeting, Post ARDEX Meeting. IEC activities like radio interviews, TV plugs, press conferences were among the highlights of accomplishments all throughout the year.
Performance Indicator no. 8 - Percentage of request for training or technical advice acted upon within 3 days		70%	70%	70%	70%	70%	90%	97%	90%	95%			
MFO 2: Disaster Management Operations													
Performance Indicator no. 1 - Number of disaster operations response managed		52	52	52	54	210	37	103	70	38	248	(38)	Contributory to the accomplishments for the whole year were the deployment and mobilization of National and Regional Incident Management Team during the observance of the Black Nazarene Traslacion, ASEAN launching /hosting, Miss Universe Visit, and Marawi Siege. RDANA, PDNA and PCNA teams were deployed and augmented to affected Regions in response to onslaught of TY NINA, Mag. 6.5 EQ in Leyte, effects of Urduja and Vinta. and effects of MARAWI Crisis. Heightened alert of some regional offices and conduct of PDRA and emergency meetings for the following: 6.7 magnitude earthquake in Surigao, TD AURING, TD BISING including the LPA and monsoon rains, TS CRISING, DANTE, STS GORIO, TS KIKO, TS MARING, TD SALOME, ASEAN Hosting, Black Nazarene Traslacion, EQ in Tingloy and Mabini, Batangas, EQ in Lanao del Sur, Sarangani Davao, Kanlaon volcano monitoring. The Task Force Bangon Marawi was created. Prepositioning of NFIFIS for Marawi was also prepared and also received a lot of donations (local or foreign) for Marawi.

QUARTERLY PHYSICAL REPORT OF OPERATION
As of December 31, 2017


BAR No. 1

Department : DEPARTMENT OF NATIONAL DEFENSE
Agency : OFFICE OF CIVIL DEFENSE
Operating Unit :
Organization Code (UACS) :


X	Current Year Appropriations
	Supplemental Appropriations
	Continuing Appropriations
	Off-Budget Accounts

Particulars (1)	UACS CODE (2)	Physical Target					Physical Accomplishments					Variance as of December 31, 2017 (13)	REMARKS (14)
		1st Quarter (3)	2nd Quarter (4)	3rd Quarter (5)	4th Quarter (6)	Total (7)	1st Quarter (8)	2nd Quarter (9)	3rd Quarter (10)	4th Quarter (11)	Total (12)		
Part B													
Major Programs/Projects													
KRA No. 5 - Integrity of the Environment and Climate Change Adaptation and													
PAP No. 1 - Policies/Plans Formulation, Evaluation, Reformulation and													
PAP No. 2 - Capacity Building Initiatives		6	8	8	7	29	2	5	4	18	29	0	
PAP No. 3 - Secretariat and Technical Assistance		3600	3600	3600	3600	14400	1268	3823	4633	3652	13376	1,024	The target was not met since the training personnel were deployed to the different ASEAN activities conducted during the year.
PAP No. 4 - Community-Based DRRM Services		324	324	324	324	1296	118	679	378	150	1325	(145)	
PAP No. 5 - Disaster Response							27	27	34	28	116		
PAP No. 6 - Post-Disaster Recovery		52	52	52	54	210	31	52	57	18	158	(38)	
							6	51	13	20	90		


Prepared by:


DIR. BERNARDO RAFAELITO R. ALEJANDRO IV
Director, Policy Development and Planning Service
Date:

In coordination with:


DIR. JOSEFINA TIMOTEO
Director, Administrative and Financial Management Service
Date:

Approved by:


USEC RICARDO B. JALAD
Administrator, Office of Civil Defense
Date: